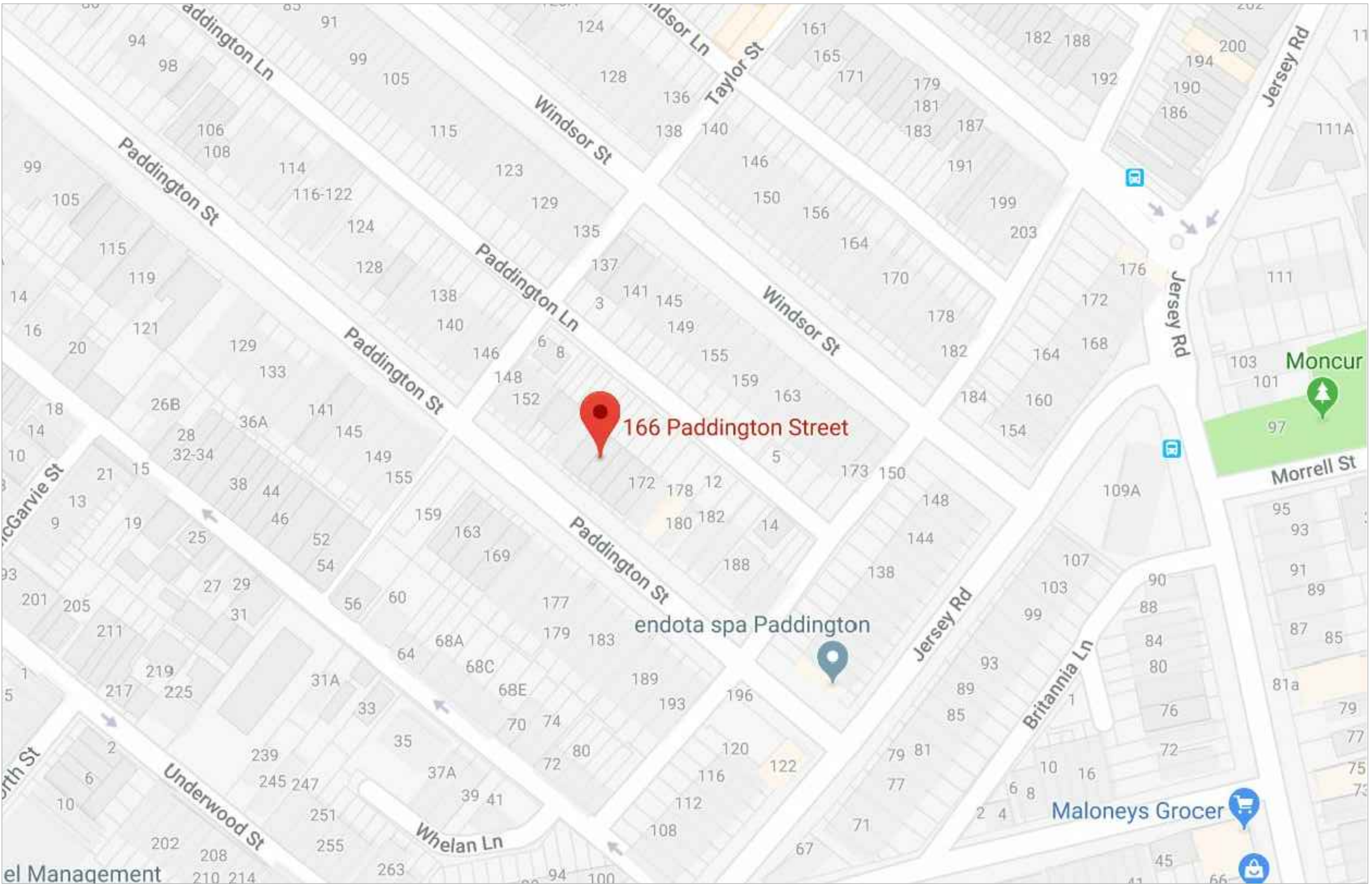


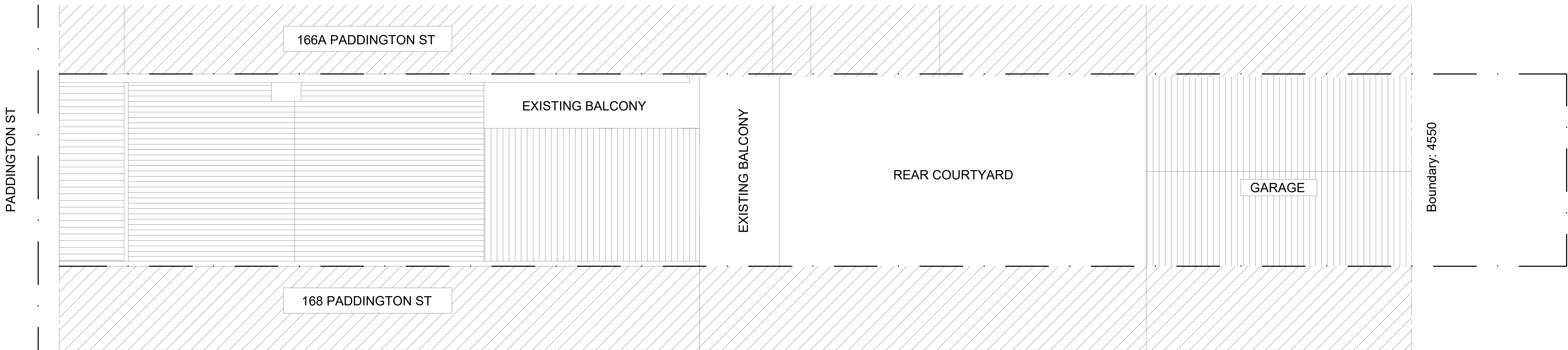
VICTORIA SUSSANNA

CONSTRUCTION ISSUE

PAGE	DRAWINGS	SCALE
A00	COVER PAGE	0
A01	DEMOLITION PLAN	1:50
A02	BASEMENT PLAN	1:50
A03	GROUND FLOOR PLAN	1:50
A04	FIRST FLOOR PLAN	1:50
A05	ATTIC PLAN	1:50
A06	LONGITUDE SECTION	1:20
A07	KITCHEN DETAILS	1:20
A08	BATHROOM DETAILS	1:20
A09	STAIRCASE DETAILS	1:20
A10	SKYLIGHT DETAILS	1:5



01  
A00 Existing Site Map  
SCALE 1:50



01  
A00 Existing Site Plan  
SCALE 1:50

LEGEND

MA-01	Oak Timber Flooring
MA-02	Di Lorenzo Ivory Soft Tile
MA-04	Tile Cloud Avalon Gloss Green
MA-05	Grigio Camico Marble
MA-06	Brushed SS Kickplate
MA-07	Melamine "Empire Oak" (Woodmatt)
MA-08	Laminex "Burnished Wood" (Natural Finish)
MA-09	Melamine "BlossomWhite"(Matte)
MA-10	Laminex "Ghost Gum" (Flint)
MA-11	Solid Tasmanian Oak Treads
MA-12	Solid Tasmanian Hardwood
MA-13	Victorian Ash Timber Rail
MA-14	Laminate Stone Grey Matt
MA-15	Newage Environ Veneer Italian Birch
MA-16	Dulux "White Polar Quarter"

ABBREVIATIONS

TOW	Top of wall
FFL	Finish floor level
FCL	Finish ceiling level
FSL	Finish slab level
AB	Item Mounted Above
UB	Item Mounted Below
DW	Dishwasher
BCT	Bench top
SB	Splash back
CT	Cook top
P	Pantry
S	Sink
TO	Toliet
TR	Towel Rail
TRH	Toilet Roll Holder
BS	Basin
T	Tap
BT	Bath Tub
O	Oven
SD	Sliding Door
FP	Fixed Pannel
TD	Timber Decking
FW	Floor Waste
SK	Skylight
ADJ	Adjustable
DWR	Drawer
JO1	Joinery #
GD	Grate Drain

SYMBOLS

	Existing structure
	New Structure
	Earth
	Timber
	MDF
	Brick
	Plasterboard
	Insulation
	Window #
	Door #
	Boundary line
	Hidden or below objects
	Demolition Line
	Lighting
	Quintessence Round Recessed Luminaires
	Stairpoint Recessed Luminaires
	Observatory Lighting Classicon Selene Pendant
	Cafe Lighting Chilli Metal Pendant
	Tom Dixon Round Copper Pendant
	GPO

ISSUED BY: BILLY BLUE COLLAGE OF DESIGN Ultimo Campus: 46 - 52 Mountain St, Ultimo NSW, 2007 PHONE: 02 9251 0029	TRUE NORTH N 
--	---------------------

REV	DATE 15.08.2018	DRAWN BY VS
ISSUE: /A	DRAWING TITLE	DRAWING SCALE 1:50 @ A0

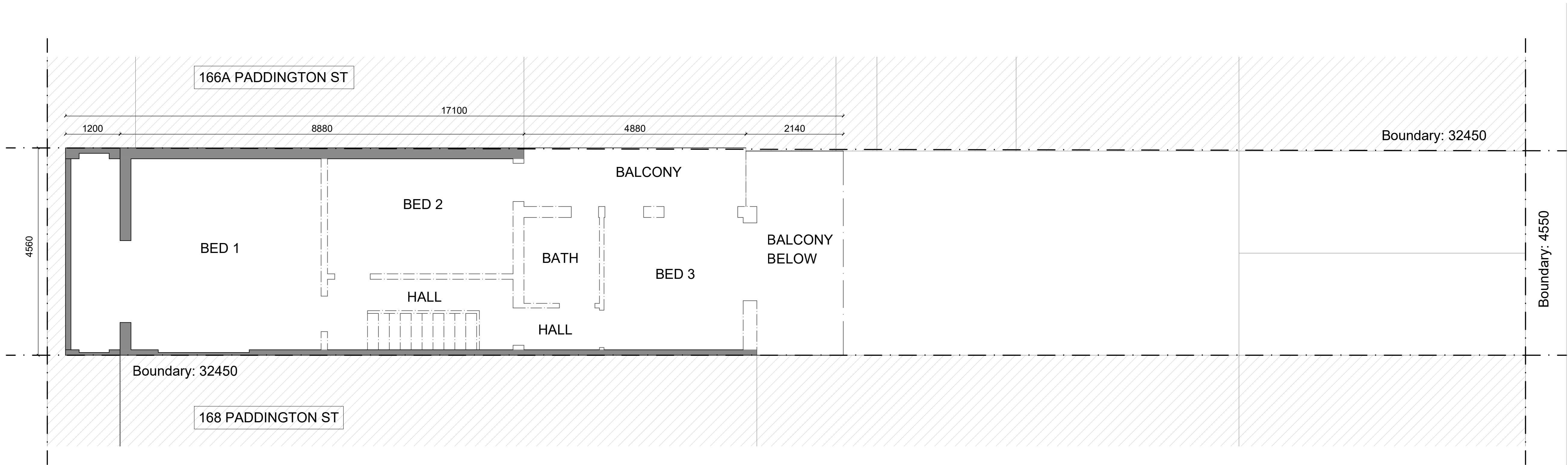
PADDINGTON HOUSE 166 PADDDDING ST PADDINGTON	PROJECT IDR207A Assessment Brief 2 PROJECT NO. 15.002	DRAWING NO A07
---	---	-------------------

CONSTRUCTION ISSUE

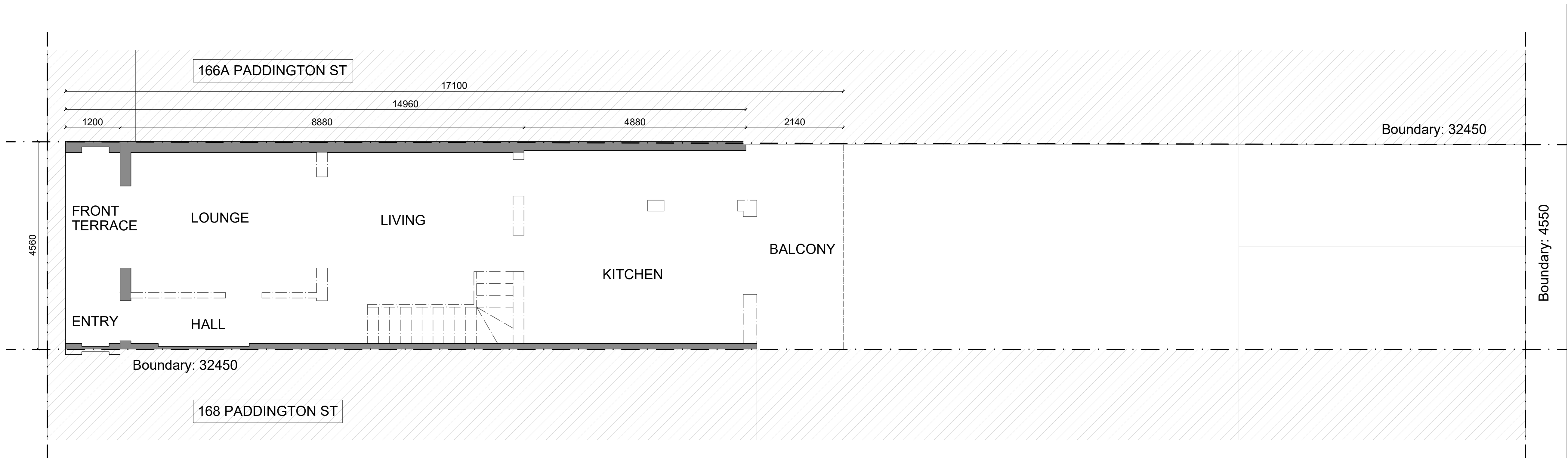
NOTE:  
Do not scale this drawing : This drawing shows design intent only.  
All dimensions to be checked on site prior to construction or  
production, construction details to be confirmed by contractor /  
manufacturer, figure dimensions are to be taken in preference to  
the scale drawing , all discrepancies and commissions on site must  
be reported to designer for their comments or approval prior to  
commencing work , all electrical lighting HVAC and plumbing  
issues to be referred to engineers drawing prior to commencement  
of works; the designs are subject to approval by statutory  
authorities and any necessary alterations should be made to  
comply; this document including electronic format, must not be  
used, reproduced or copied wholly or in part without a prior  
permission of designer.

BASIX NOTES	GENERAL NOTES
Comply in all respects to Basix certificate A117344 requirements including but not limited to: A. A minimum of 40% of new lights to be fluorescent, compact fluorescent or LED. B. All new bathrooms fixtures to have a minimum of 3 star water rating. C. All new construction to comply with minimum additional insulation as outlined in Basix certificate A117344. D. All new doors, windows and glazing to comply with minimum standards as outlined in Basix certificate A117344.	1. Refer code index and schedules for codes description and specifications. 2. All works to comply with BCA and Australian standards and in accordance with best practice. 3. All internal floor finishes align, typical. 4. Comply in all respects to development application conditions of consent by woollahra council. 5. Comply in all respects to structural engineers documentation and instructions. 6. Comply in all respects to Basix requirements.

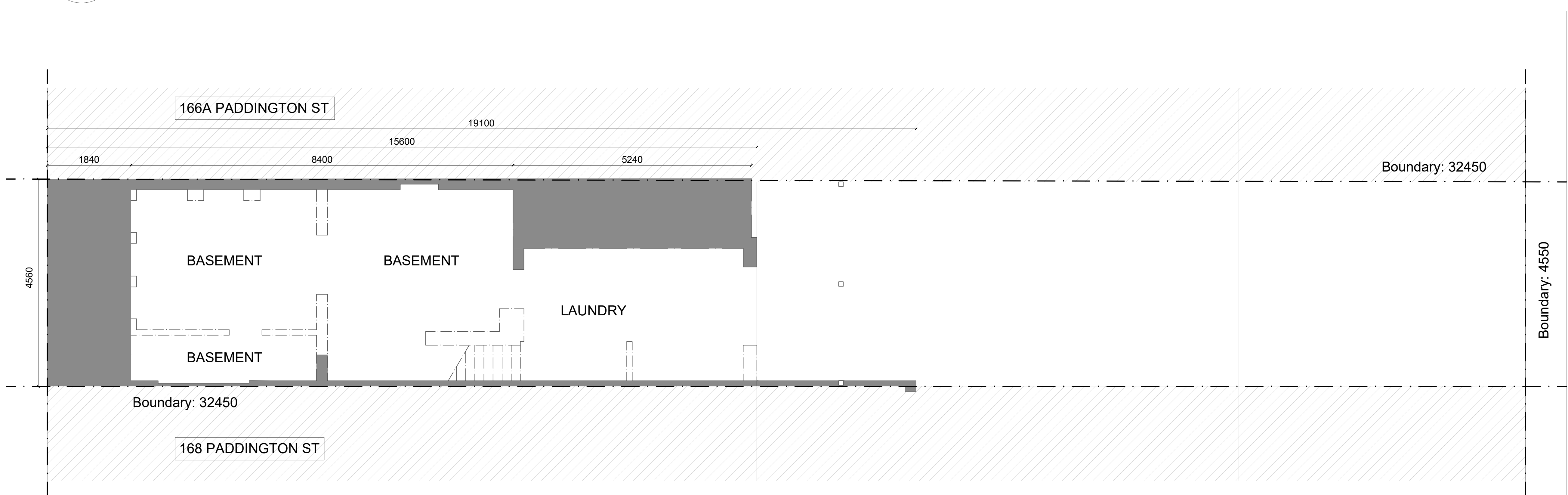




03  
A01  
Demolition Plan First Floor  
SCALE 1:50



02  
A01  
Demolition Plan Ground Floor  
SCALE 1:50



01  
A01  
Demolition Plan Basement Floor  
SCALE 1:50

#### BASIX NOTES

Comply in all respects to Basix certificate A117344 requirements including but not limited to:

- A. A minimum of 40% of new lights to be fluorescent, compact fluorescent or LED.
- B. All new bathrooms fixtures to have a minimum of 3 star water rating.
- C. All new construction to comply with minimum additional insulation as outlined in Basix certificate A117344.
- D. All new doors, windows and glazing to comply with minimum standards as outlined in Basix certificate A117344.

#### GENERAL NOTES

- Refer code index and schedules for codes description and specifications.
- All works to comply with BCA and Australian standards and in accordance with best practice.
- All internal floor finishes align, typical.
- Comply in all respects to development application conditions of consent by woollahra council.
- Comply in all respects to structural engineers documentation and instructions.
- Comply in all respects to Basix requirements.

#### LEGEND

MA-01	Oak Timber Flooring
MA-02	Di Lorenzo Ivory Soft Tile
MA-04	Tile Cloud Avalon Gloss Green
MA-05	Grigio Camico Marble
MA-06	Brushed SS Kickplate
MA-07	Melamine "Empire Oak" (Woodmatt)
MA-08	Laminex "Burnished Wood" (Natural Finish)
MA-09	Melamine "BlossomWhite"(Matte)
MA-10	Laminex "Ghost Gum" (Flint)
MA-11	Solid Tasmanian Oak Treads
MA-12	Solid Tasmanian Hardwood
MA-13	Victorian Ash Timber Rail
MA-14	Laminate Stone Grey Matt
MA-15	Newage Environ Veneer Italian Birch
MA-16	Dulux "White Polar Quarter"

#### ABBREVIATIONS

TOW	Top of wall
FFL	Finish floor level
FCL	Finish ceiling level
FSL	Finish slab level
AB	Item Mounted Above
UB	Item Mounted Below
DW	Dishwasher
BCT	Bench top
SB	Splash back
CT	Cook top
P	Pantry
S	Sink
TO	Toilet
TR	Towel Rail
TRH	Toilet Roll Holder
BS	Basin
T	Tap
BT	Bath Tub
O	Oven
SD	Sliding Door
FP	Fixed Pannel
TD	Timber Decking
FW	Floor Waste
SK	Skylight
ADJ	Adjustable
DWR	Drawer
JO1	Joinery #
GD	Grate Drain

#### SYMBOLS

	Existing structure
	New Structure
	Earth
	Timber
	MDF
	Brick
	Plasterboard
	Insulation
	Window #
	Door #
	Boundary line
	Hidden or below objects
	Demolition Line
	Lighting
	Quintessence Round Recessed Luminaires
	Stairpoint Recessed Luminaires
	Observatory Lighting Classicon Selene Pendant
	Cafe Lighting Chilli Metal Pendant
	Tom Dixon Round Copper Pendant
	GPO

ISSUED BY: BILLY BLUE COLLAGE OF DESIGN Ultimo Campus: 46 - 52 Mountain St, Ultimo NSW, 2007 PHONE: 02 9251 0029	TRUE NORTH N 
--	---------------------

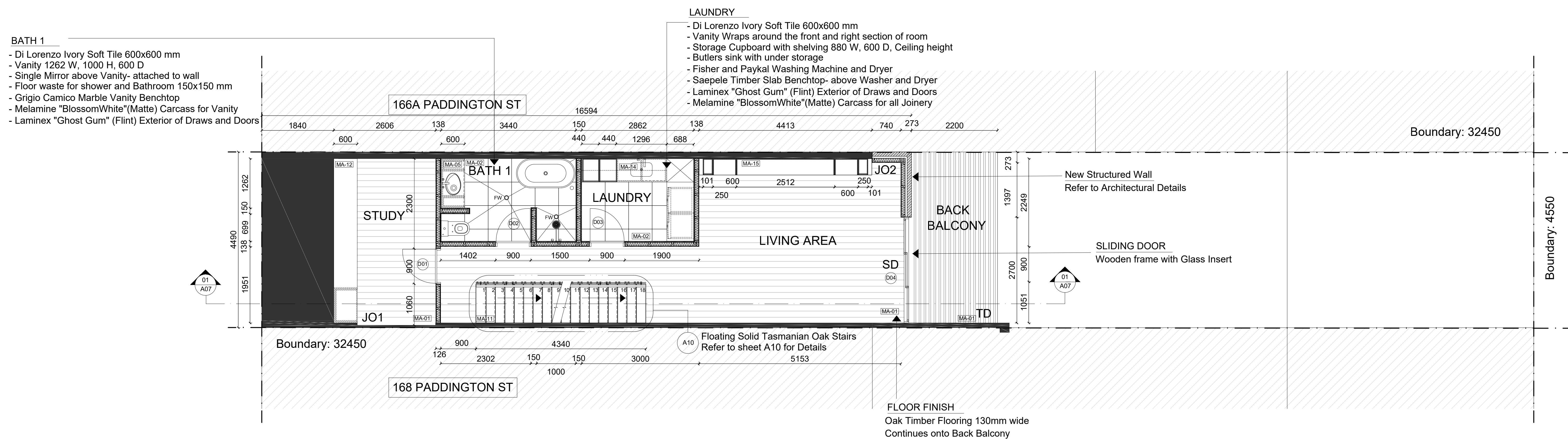
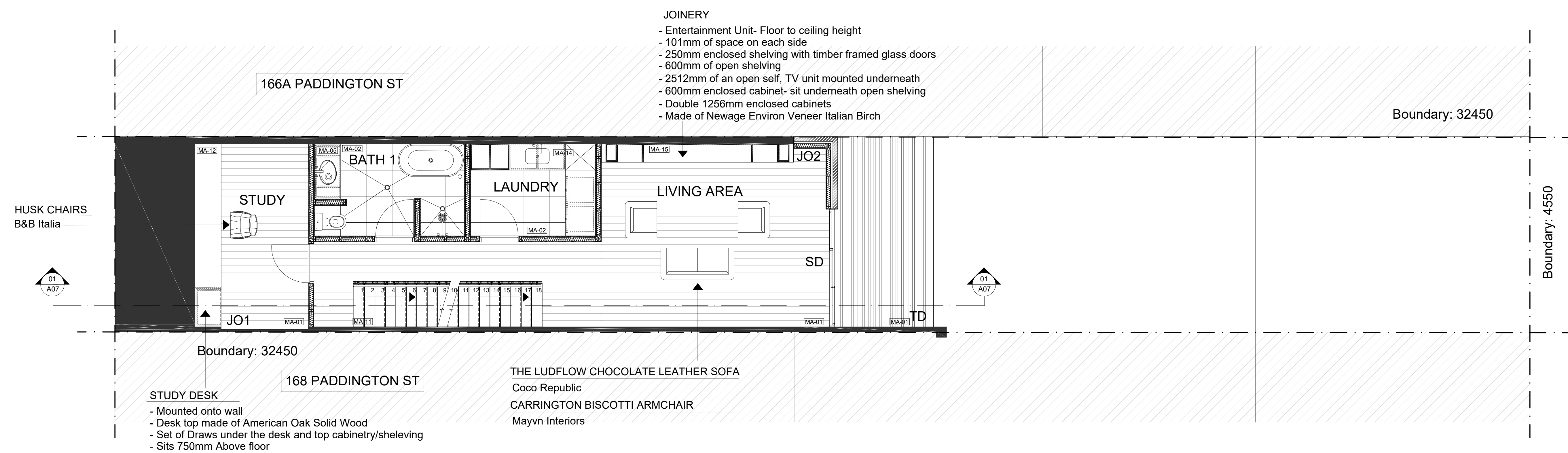
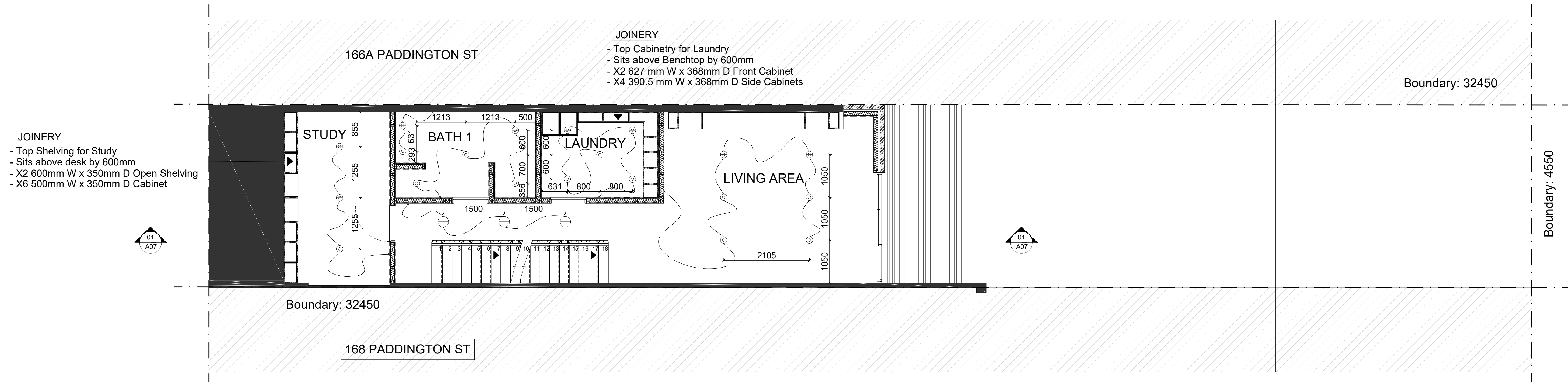
REV	DATE 15.08.2018	DRAWN BY VS
ISSUE: /A	DRAWING TITLE Demolition Plan	DRAWING SCALE 1:50 @ A0

PADDINGTON HOUSE 166 PADDING ST PADDINGTON	PROJECT IDR207A Assessment Brief 2 PROJECT NO. 15.002	DRAWING NO A07
---	---	-------------------

#### CONSTRUCTION ISSUE

NOTE:  
Do not scale this drawing : This drawing shows design intent only.  
All dimensions to be checked on site prior to construction or production, construction details to be confirmed by contractor / manufacturer, figure dimensions are to be taken in preference to the scale drawing, all discrepancies and commissions on site must be reported to designer for their comments or approval prior to commencing work , all electrical lighting HVAC and plumbing issues to be referred to engineers drawing prior to commencement of works; the designs are subject to approval by statutory authorities and any necessary alterations should be made to comply; this document including electronic format, must not be used, reproduced or copied wholly or in part without a prior permission of designer.










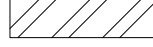














# LEGEND


<b>MA-01</b>	Oak Timber Flooring
<b>MA-02</b>	Di Lorenzo Ivory Soft Tile
<b>MA-04</b>	Tile Cloud Avalon Gloss Green
<b>MA-05</b>	Grigio Camico Marble
<b>MA-06</b>	Brushed SS Kickplate
<b>MA-07</b>	Melamine "Empire Oak" (Woodmatt)
<b>MA-08</b>	Laminex "Burnished Wood" (Natural Finish)
<b>MA-09</b>	Melamine "BlossomWhite"(Matte)
<b>MA-10</b>	Laminex "Ghost Gum" (Flint)
<b>MA-11</b>	Solid Tasmanian Oak Treads
<b>MA-12</b>	Solid Tasmanian Hardwood
<b>MA-13</b>	Victorian Ash Timber Rail
<b>MA-14</b>	Laminate Stone Grey Matt
<b>MA-15</b>	Newage Environ Veneer Italian Birch
<b>MA-16</b>	Dulux "White Polar Quarter"

# ABBREVIATIONS

TOW	Top of wall
FFL	Finish floor level
FCL	Finish ceiling level
FSL	Finish slab level
AB	Item Mounted Above
UB	Item Mounted Below
DW	Dishwasher
BCT	Bench top
SB	Splash back
CT	Cook top
P	Pantry
S	Sink
TO	Toilet
TR	Towel Rail
TRH	Toilet Roll Holder
BS	Basin
T	Tap
BT	Bath Tub
O	Oven
SD	Sliding Door
FP	Fixed Pannel
TD	Timber Decking
FW	Floor Waste
SK	Skylight
ADJ	Adjustable
DWR	Drawer
JO1	Joinery #
GD	Grate Drain

# SYMBOLS

	Existing structure
	New Structure
	Earth
	Timber
	MDF
	Brick
	Plasterboard
	Insulation
	Window #
	Door #
	Boundary line
	Hidden or below objects
	Demolition Line
	Lighting
	Quintessence Round Recessed Luminaires
	Stairpoint Recessed Luminaires
	Observatory Lighting Classicon Selene Pendant
	Cafe Lighting Chillil Metal Pendant
	Tom Dixon Round Copper Pendant
	GPO

ISSUED BY: BILLY BLUE COLLAGE OF DESIGN Ultimo Campus: 46 - 52 Mountain St, Ultimo NSW, 2007 PHONE: 02 9251 0029		TRUE NORTH  N 	
REV	DATE 15.08.2018	DRAWN BY VS	
ISSUE: /A	DRAWING TITLE Basement Plans	DRAWING SCALE 1:50 @ A0	
PADDINGTON HOUSE 166 PADDINGTON ST PADDINGTON	PROJECT IDR207A Assessment Brief 2  PROJECT NO. 15.002	DRAWING NO A07	

## CONSTRUCTION ISSUE

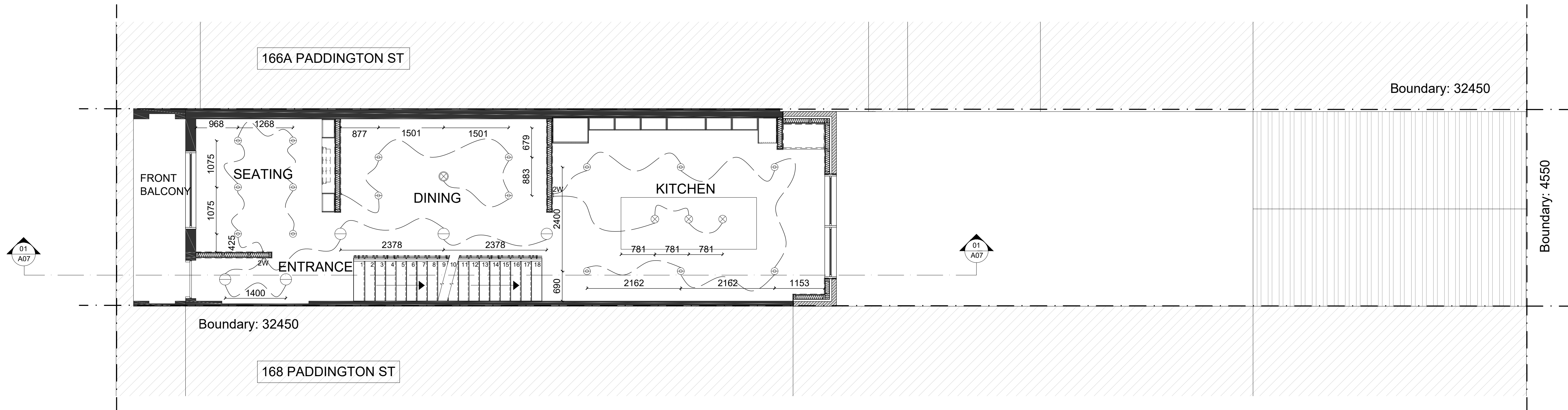
**NOTE:**

Do not scale this drawing : This drawing shows design intent only.

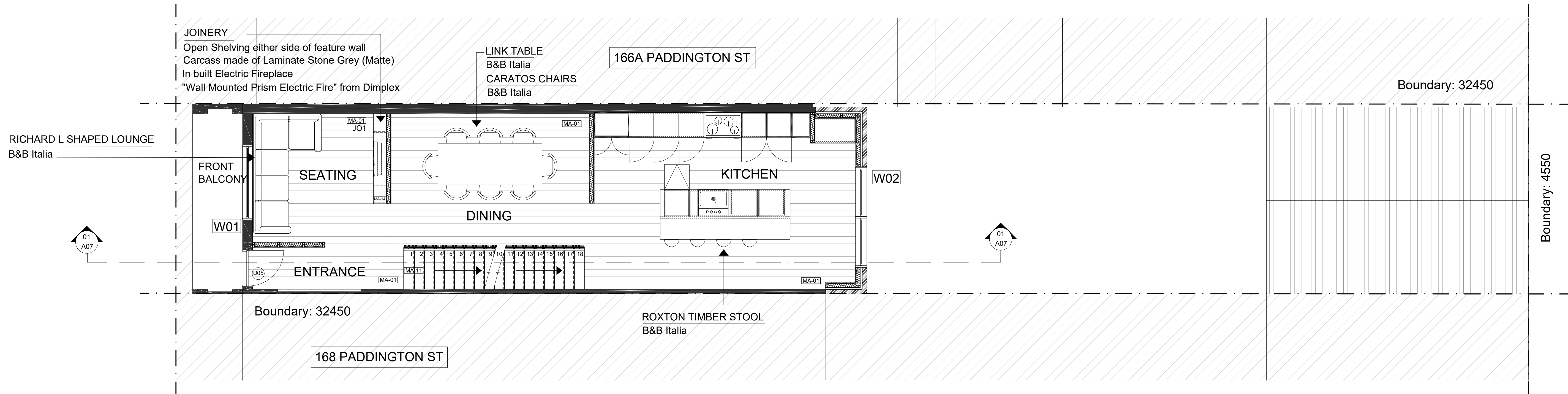
All dimensions to be checked on site prior to construction or production, construction details to be confirmed by contractor / manufacturer, figure dimensions are to be taken in preference to the scale drawing, all discrepancies and commissions on site must be reported to designer for their comments or approval prior to commencing work , all electrical lighting HVAC and plumbing issues to be referred to engineers drawing prior to commencement of works; the designs are subject to approval by statutory authorities and any necessary alterations should be made to comply; this document including electronic format, must not be used, reproduced or copied wholly or in part without a prior permission of designer.

BASIS NOTES	GENERAL NOTES
<p>Comply in all respects to Basix certificate A117344 requirements including but not limited to:</p> <ul style="list-style-type: none"> <li>A. A minimum of 40% of new lights to be fluorescent, compact fluorescent or LED.</li> <li>B. All new bathrooms fixtures to have a minimum of 3 star water rating.</li> <li>C. All new construction to comply with minimum additional insulation as outlined in Basix certificate A117344.</li> <li>D. All new doors, windows and glazing to comply with minimum standards as outlined in Basix certificate A117344.</li> </ul>	<ol style="list-style-type: none"> <li>1. Refer code index and schedules for codes description and specifications.</li> <li>2. All works to comply with BCA and Australian standards and in accordance with best practice.</li> <li>3. All internal floor finishes align, typical.</li> <li>4. Comply in all respects to development application conditions of consent by woollahra council.</li> <li>5. Comply in all respects to structural engineers documentation and instructions.</li> <li>6. Comply in all respects to Basix requirements.</li> </ol>

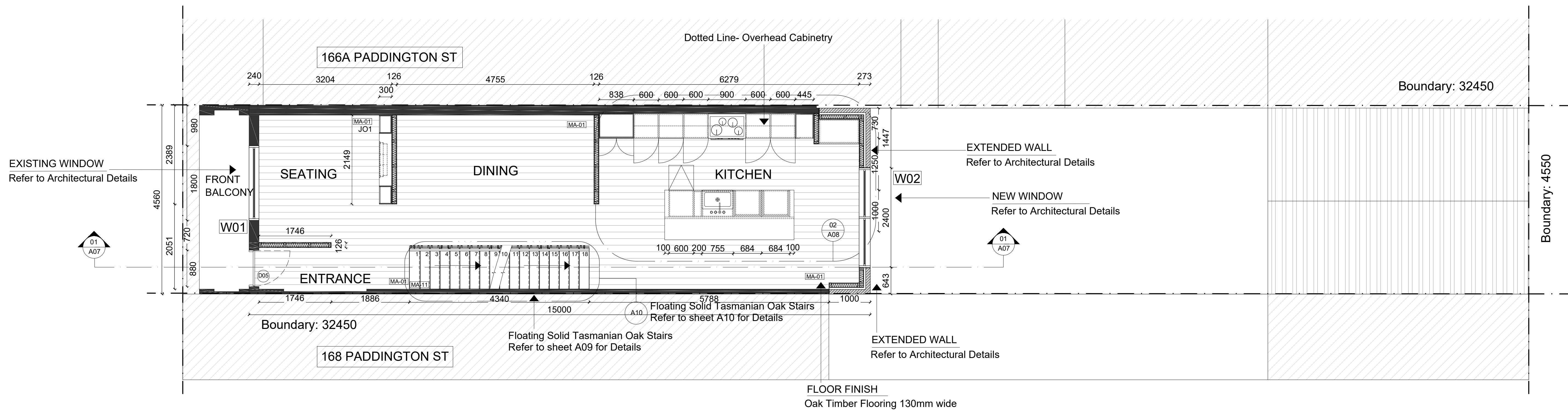




03  
A03  
Ground Floor RCP Plan  
SCALE 1:50



02  
A03  
Ground Floor Furniture Plan  
SCALE 1:50



01  
A03  
Ground Floor Plan  
SCALE 1:50

#### BASIX NOTES

Comply in all respects to Basix certificate A117344 requirements including but not limited to:

- A. A minimum of 40% of new lights to be fluorescent, compact fluorescent or LED.
- B. All new bathrooms fixtures to have a minimum of 3 star water rating.
- C. All new construction to comply with minimum additional insulation as outlined in Basix certificate A117344.
- D. All new doors, windows and glazing to comply with minimum standards as outlined in Basix certificate A117344.

#### GENERAL NOTES

- Refer code index and schedules for codes description and specifications.
- All works to comply with BCA and Australian standards and in accordance with best practice.
- All internal floor finishes align, typical.
- Comply in all respects to development application conditions of consent by woollahra council.
- Comply in all respects to structural engineers documentation and instructions.
- Comply in all respects to Basix requirements.

#### LEGEND

MA-01	Oak Timber Flooring
MA-02	Di Lorenzo Ivory Soft Tile
MA-04	Tile Cloud Avalon Gloss Green
MA-05	Grigio Camico Marble
MA-06	Brushed SS Kickplate
MA-07	Melamine "Empire Oak" (Woodmatt)
MA-08	Laminex "Burnished Wood" (Natural Finish)
MA-09	Melamine "BlossomWhite"(Matte)
MA-10	Laminex "Ghost Gum" (Flint)
MA-11	Solid Tasmanian Oak Treads
MA-12	Solid Tasmanian Hardwood
MA-13	Victorian Ash Timber Rail
MA-14	Laminate Stone Grey Matt
MA-15	Newage Environ Veneer Italian Birch
MA-16	Dulux "White Polar Quarter"

#### ABBREVIATIONS

TOW	Top of wall
FFL	Finish floor level
FCL	Finish ceiling level
FSL	Finish slab level
AB	Item Mounted Above
UB	Item Mounted Below
DW	Dishwasher
BCT	Bench top
SB	Splash back
CT	Cook top
P	Pantry
S	Sink
TO	Toliet
TR	Towel Rail
TRH	Toilet Roll Holder
BS	Basin
T	Tap
BT	Bath Tub
O	Oven
SD	Sliding Door
FP	Fixed Pannel
TD	Timber Decking
FW	Floor Waste
SK	Skylight
ADJ	Adjustable
DWR	Drawer
JO1	Joinery #
GD	Grate Drain

#### SYMBOLS

	Existing structure
	New Structure
	Earth
	Timber
	MDF
	Brick
	Plasterboard
	Insulation
	Window #
	Door #
	Boundary line
	Hidden or below objects
	Demolition Line
	Lighting
	Quintessence Round Recessed Luminaires
	Stairpoint Recessed Luminaires
	Observatory Lighting Classicon Selene Pendant
	Cafe Lighting Chilli Metal Pendant
	Tom Dixon Round Copper Pendant
	GPO

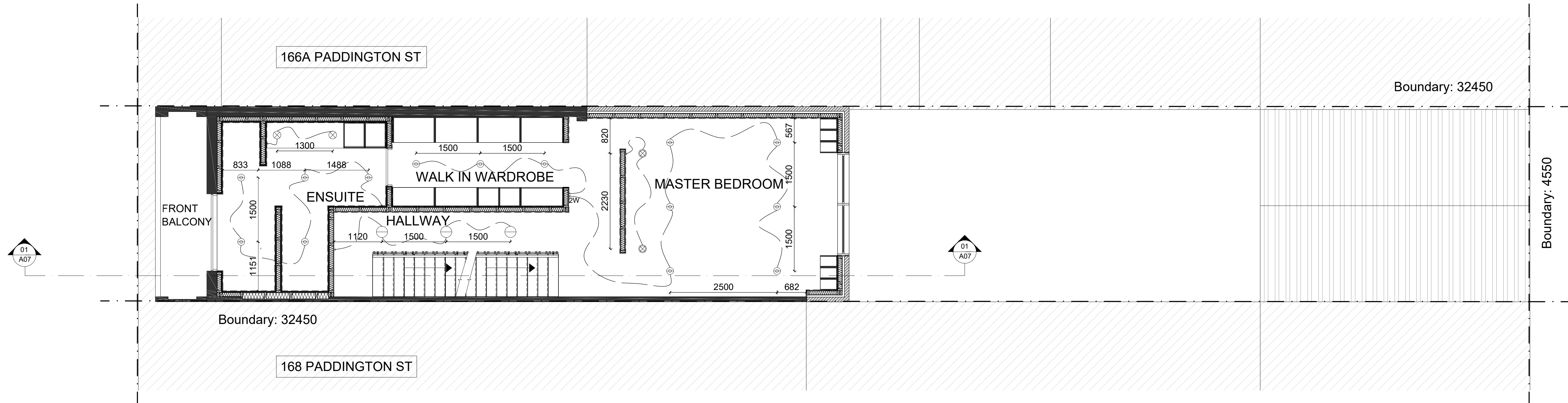
ISSUED BY: BILLY BLUE COLLAGE OF DESIGN Ultimo Campus: 46 - 52 Mountain St, Ultimo NSW, 2007 PHONE: 02 9251 0029	TRUE NORTH N 
--	---------------------

REV	DATE 15.08.2018	DRAWN BY VS
ISSUE: /A	DRAWING TITLE Ground Plans	DRAWING SCALE 1:50 @ A0

PADDINGTON HOUSE 166 PADDING ST PADDINGTON	PROJECT IDR207A Assessment Brief 2 PROJECT NO. 15.002	DRAWING NO A07
---	---	-------------------

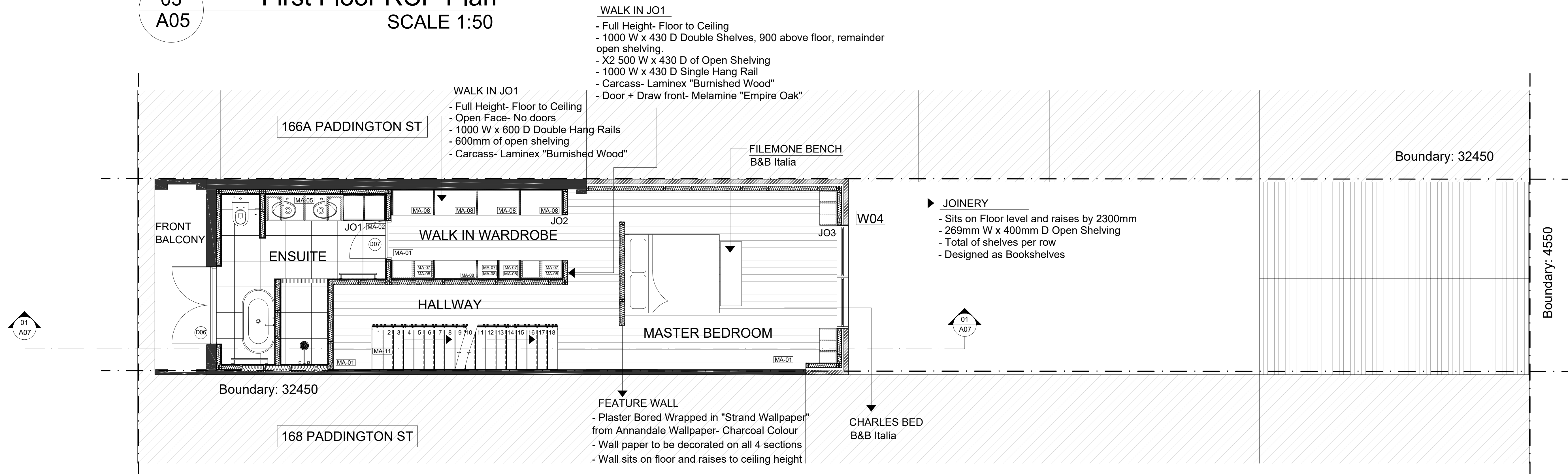
#### CONSTRUCTION ISSUE

NOTE:  
Do not scale this drawing : This drawing shows design intent only.  
All dimensions to be checked on site prior to construction or production, construction details to be confirmed by contractor / manufacturer, figure dimensions are to be taken in preference to the scale drawing, all discrepancies and commissions on site must be reported to designer for their comments or approval prior to commencing work , all electrical lighting HVAC and plumbing issues to be referred to engineers drawing prior to commencement of works; the designs are subject to approval by statutory authorities and any necessary alterations should be made to comply; this document including electronic format, must not be used, reproduced or copied wholly or in part without a prior permission of designer.



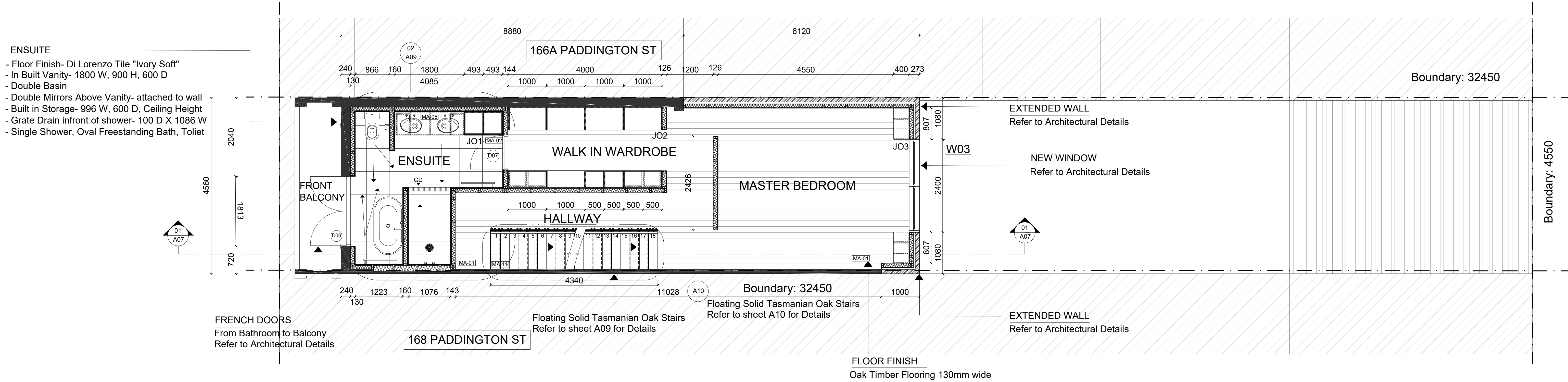
03  
A05

### First Floor RCP Plan SCALE 1:50



02  
A05

### First Floor Furniture Plan SCALE 1:50



01  
A05

### First Floor Plan SCALE 1:50

#### BASIX NOTES

Comply in all respects to Basix certificate A117344 requirements including but not limited to:

- A minimum of 40% of new lights to be fluorescent, compact fluorescent or LED.
- All new bathrooms fixtures to have a minimum of 3 star water rating.
- All new construction to comply with minimum additional insulation as outlined in Basix certificate A117344.
- All new doors, windows and glazing to comply with minimum standards as outlined in Basix certificate A117344.

#### GENERAL NOTES

- Refer code index and schedules for codes description and specifications.
- All works to comply with BCA and Australian standards and in accordance with best practice.
- All internal floor finishes align, typical.
- Comply in all respects to development application conditions of consent by woollahra council.
- Comply in all respects to structural engineers documentation and instructions.
- Comply in all respects to Basix requirements.

#### LEGEND

MA-01	Oak Timber Flooring
MA-02	Di Lorenzo Ivory Soft Tile
MA-04	Tile Cloud Avalon Gloss Green
MA-05	Grigio Camico Marble
MA-06	Brushed SS Kickplate
MA-07	Melamine "Empire Oak" (Woodmatt)
MA-08	Laminex "Burnished Wood" (Natural Finish)
MA-09	Melamine "BlossomWhite"(Matte)
MA-10	Laminex "Ghost Gum" (Flint)
MA-11	Solid Tasmanian Oak Treads
MA-12	Solid Tasmanian Hardwood
MA-13	Victorian Ash Timber Rail
MA-14	Laminate Stone Grey Matt
MA-15	Newage Environ Veneer Italian Birch
MA-16	Dulux "White Polar Quarter"

#### ABBREVIATIONS

TOW	Top of wall
FFL	Finish floor level
FCL	Finish ceiling level
FSL	Finish slab level
AB	Item Mounted Above
UB	Item Mounted Below
DW	Dishwasher
BCT	Bench top
SB	Splash back
CT	Cook top
P	Pantry
S	Sink
TO	Toilet
TR	Towel Rail
TRH	Toilet Roll Holder
BS	Basin
T	Tap
BT	Bath Tub
O	Oven
SD	Sliding Door
FP	Fixed Pannel
TD	Timber Decking
FW	Floor Waste
SK	Skylight
ADJ	Adjustable
DWR	Drawer
JO1	Joinery #
GD	Grate Drain

#### SYMBOLS

	Existing structure
	New Structure
	Earth
	Timber
	MDF
	Brick
	Plasterboard
	Insulation
	Window #
	Door #
	Boundary line
	Hidden or below objects
	Demolition Line
	Lighting
	Quintessence Round Recessed Luminaires
	Stairpoint Recessed Luminaires
	Observatory Lighting Classicon Selene Pendant
	Cafe Lighting Chilli Metal Pendant
	Tom Dixon Round Copper Pendant
	GPO

ISSUED BY:  
BILLY BLUE COLLAGE OF DESIGN  
Ultimo Campus: 46 - 52 Mountain St, Ultimo  
NSW, 2007  
PHONE: 02 9251 0029

TRUE NORTH



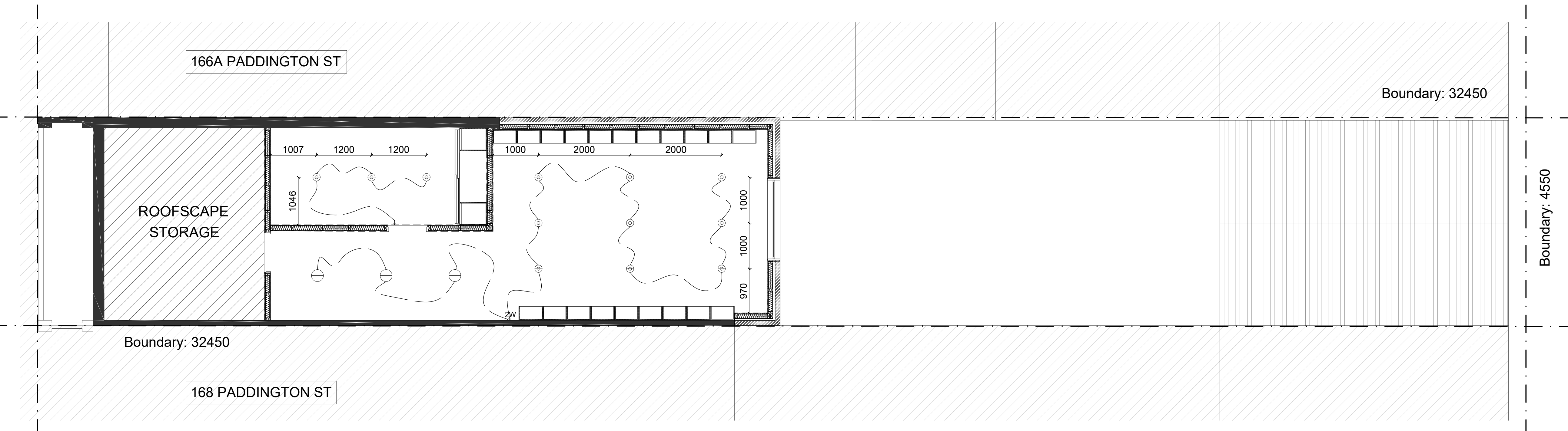
REV	DATE	DRAWN BY
	15.08.2018	VS
ISSUE:	DRAWING TITLE	DRAWING SCALE
/A	First Floor Plan	1:50 @ A0

PADDINGTON HOUSE 166 PADDING ST PADDINGTON	PROJECT IDR207A Assessment Brief 2 PROJECT NO. 15.002	DRAWING NO A07
---	---	-------------------

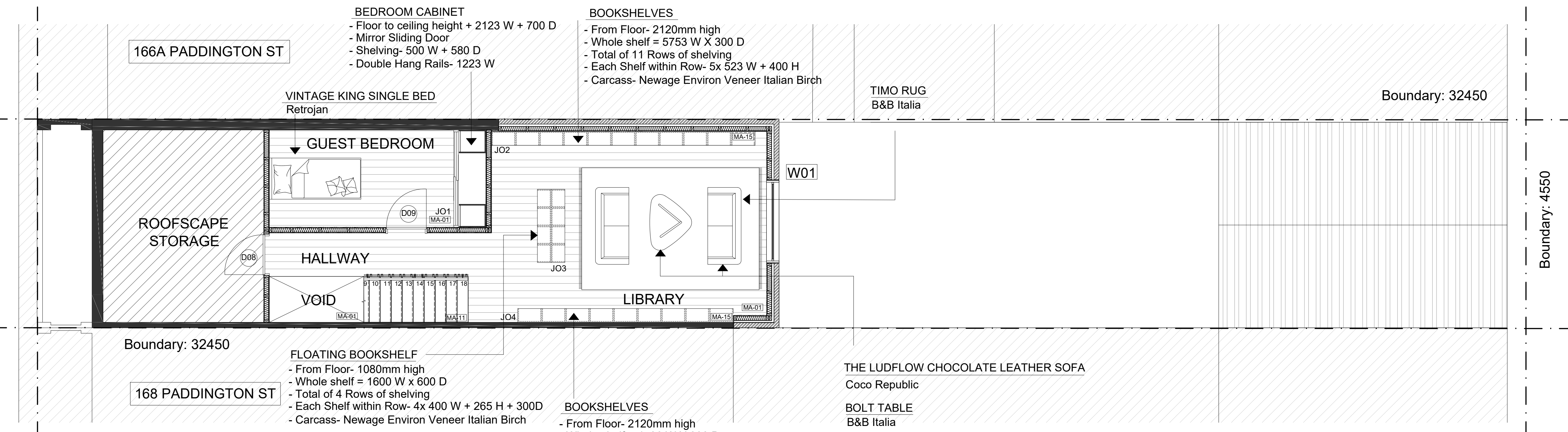
#### CONSTRUCTION ISSUE

NOTE:  
Do not scale this drawing : This drawing shows design intent only.  
All dimensions to be checked on site prior to construction or production, construction details to be confirmed by contractor / manufacturer, figure dimensions are to be taken in preference to the scale drawing, all discrepancies and commissions on site must be reported to designer for their comments or approval prior to commencing work , all electrical lighting HVAC and plumbing issues to be referred to engineers drawing prior to commencement of works; the designs are subject to approval by statutory authorities and any necessary alterations should be made to comply; this document including electronic format, must not be used, reproduced or copied wholly or in part without a prior permission of designer.

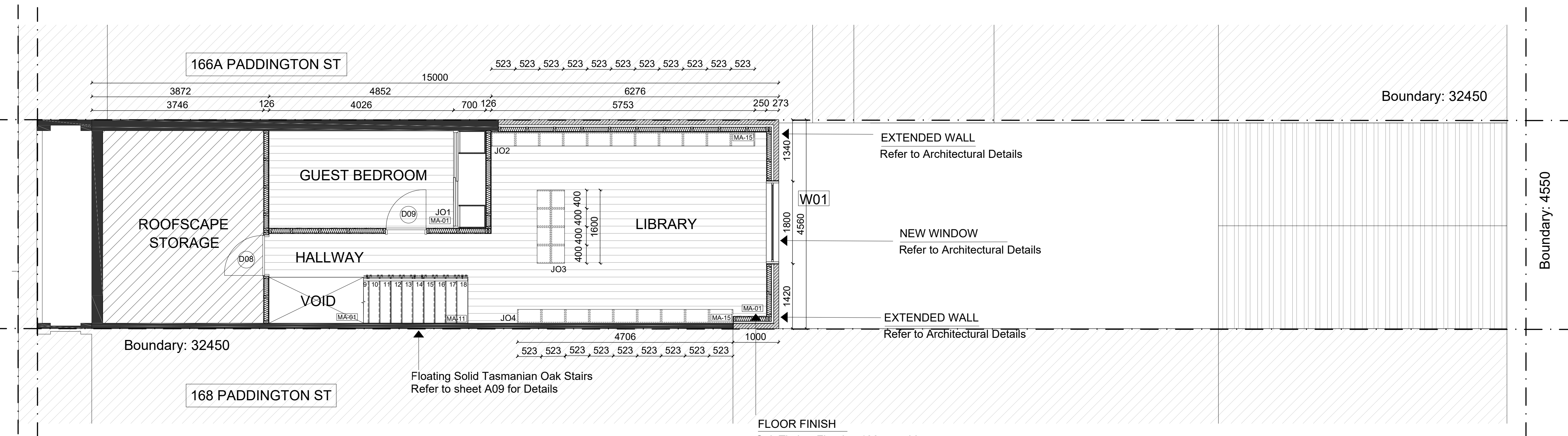




03  
A06  
Attic Floor RCP Plan  
SCALE 1:50



02  
A06  
Attic Floor Furniture Plan  
SCALE 1:50



01  
A06  
Attic Floor Plan  
SCALE 1:50

BASIX NOTES

Comply in all respects to Basix certificate A117344 requirements including but not limited to:

- A. A minimum of 40% of new lights to be fluorescent, compact fluorescent or LED.
- B. All new bathrooms fixtures to have a minimum of 3 star water rating.
- C. All new construction to comply with minimum additional insulation as outlined in Basix certificate A117344.
- D. All new doors, windows and glazing to comply with minimum standards as outlined in Basix certificate A117344.

GENERAL NOTES

- Refer code index and schedules for codes description and specifications.
- All works to comply with BCA and Australian standards and in accordance with best practice.
- All internal floor finishes align, typical.
- Comply in all respects to development application conditions of consent by wollahra council.
- Comply in all respects to structural engineers documentation and instructions.
- Comply in all respects to Basix requirements.

LEGEND

MA-01	Oak Timber Flooring
MA-02	Di Lorenzo Ivory Soft Tile
MA-04	Tile Cloud Avalon Gloss Green
MA-05	Grigio Camico Marble
MA-06	Brushed SS Kickplate
MA-07	Melamine "Empire Oak" (Woodmatt)
MA-08	Laminex "Burnished Wood" (Natural Finish)
MA-09	Melamine "BlossomWhite"(Matte)
MA-10	Laminex "Ghost Gum" (Flint)
MA-11	Solid Tasmanian Oak Treads
MA-12	Solid Tasmanian Hardwood
MA-13	Victorian Ash Timber Rail
MA-14	Laminate Stone Grey Matt
MA-15	Newage Environ Veneer Italian Birch
MA-16	Dulux "White Polar Quarter"

ABBREVIATIONS

TOW	Top of wall
FFL	Finish floor level
FCL	Finish ceiling level
FSL	Finish slab level
AB	Item Mounted Above
UB	Item Mounted Below
DW	Dishwasher
BCT	Bench top
SB	Splash back
CT	Cook top
P	Pantry
S	Sink
TO	Toilet
TR	Towel Rail
TRH	Toilet Roll Holder
BS	Basin
T	Tap
BT	Bath Tub
O	Oven
SD	Sliding Door
FP	Fixed Pannel
TD	Timber Decking
FW	Floor Waste
SK	Skylight
ADJ	Adjustable
DWR	Drawer
JO1	Joinery #
GD	Grate Drain

SYMBOLS

	Existing structure
	New Structure
	Earth
	Timber
	MDF
	Brick
	Plasterboard
	Insulation
	Window #
	Door #
	Boundary line
	Hidden or below objects
	Demolition Line
	Lighting
	Quintessence Round Recessed Luminaires
	Stairpoint Recessed Luminaires
	Observatory Lighting Classicon Selene Pendant
	Cafe Lighting Chilli Metal Pendant
	Tom Dixon Round Copper Pendant
	GPO

ISSUED BY: BILLY BLUE COLLAGE OF DESIGN Ultimo Campus: 46 - 52 Mountain St, Ultimo NSW, 2007 PHONE: 02 9251 0029	TRUE NORTH N 
--	---------------------

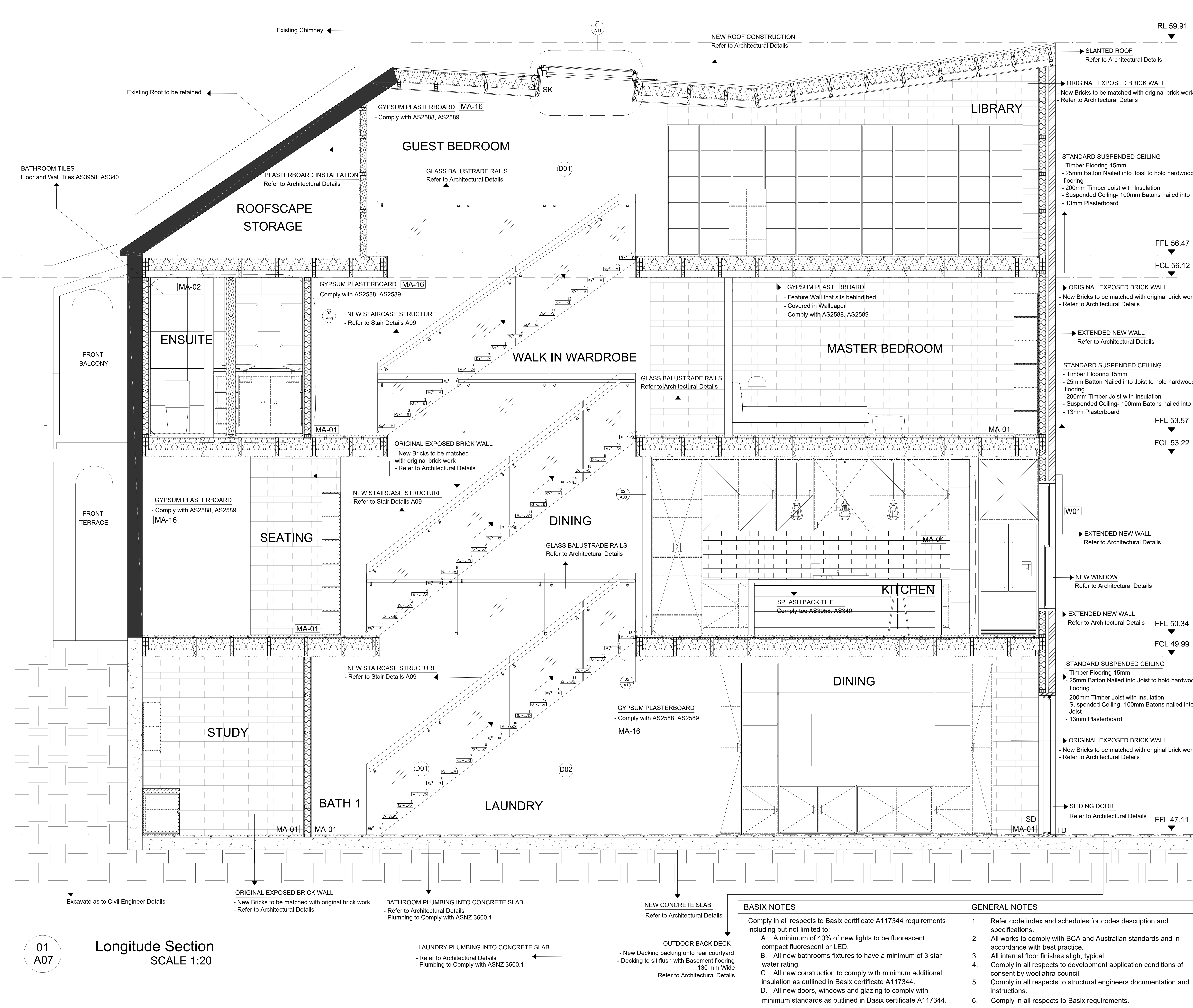
REV	DATE 15.08.2018	DRAWN BY VS
ISSUE: /A	DRAWING TITLE Attic Plans	DRAWING SCALE 1:50 @ A0

PADDINGTON HOUSE 166 PADDING ST PADDINGTON	PROJECT IDR207A Assessment Brief 2 PROJECT NO. 15.002	DRAWING NO A07
---	---	-------------------

CONSTRUCTION ISSUE

NOTE:  
Do not scale this drawing : This drawing shows design intent only.  
All dimensions to be checked on site prior to construction or production, construction details to be confirmed by contractor / manufacturer, figure dimensions are to be taken in preference to the scale drawing, all discrepancies and commissions on site must be reported to designer for their comments or approval prior to commencing work , all electrical lighting HVAC and plumbing issues to be referred to engineers drawing prior to commencement of works; the designs are subject to approval by statutory authorities and any necessary alterations should be made to comply; this document including electronic format, must not be used, reproduced or copied wholly or in part without a prior permission of designer.





LEGEND	
MA-01	Oak Timber Flooring
MA-02	Di Lorenzo Ivory Soft Tile
MA-04	Tile Cloud Avalon Gloss Green
MA-05	Grigio Camico Marble
MA-06	Brushed SS Kickplate
MA-07	Melamine "Empire Oak" (Woodmatt)
MA-08	Laminex "Burnished Wood" (Natural Finish)
MA-09	Melamine "BlossomWhite"(Matte)
MA-10	Laminex "Ghost Gum" (Flint)
MA-11	Solid Tasmanian Oak Treads
MA-12	Solid Tasmanian Hardwood
MA-13	Victorian Ash Timber Rail
MA-14	Laminate Stone Grey Matt
MA-15	Newage Environ Veneer Italian Birch
MA-16	Dulux "White Polar Quarter"

ABBREVIATIONS	
TOW	Top of wall
FFL	Finish floor level
FCL	Finish ceiling level
FSL	Finish slab level
AB	Item Mounted Above
UB	Item Mounted Below
DW	Dishwasher
BCT	Bench top
SB	Splash back
CT	Cook top
P	Pantry
S	Sink
TO	Toilet
TR	Towel Rail
TRH	Toilet Roll Holder
BS	Basin
T	Tap
BT	Bath Tub
O	Oven
SD	Sliding Door
FP	Fixed Pannel
TD	Timber Decking
FW	Floor Waste
SK	Skylight
ADJ	Adjustable
DWR	Drawer
JO1	Joinery #
GD	Grate Drain

SYMBOLS	
	Existing structure
	New Structure
	Earth
	Timber
	MDF
	Brick
	Plasterboard
	Insulation
	Window #
	Door #
	Boundary line
	Hidden or below objects
	Demolition Line
	Lighting
	Quintessence Round Recessed Luminaires
	Stairpoint Recessed Luminaires
	Observatory Lighting Classicon Selene Pendant
	Cafe Lighting Chillli Metal Pendant
	Tom Dixon Round Copper Pendant
	GPO

ISSUED BY: BILLY BLUE COLLAGE OF DESIGN Ultimo Campus: 46 - 52 Mountain St, Ultimo NSW, 2007 PHONE: 02 9251 0029		TRUE NORTH 
REV	DATE 15.08.2018	DRAWN BY VS
ISSUE: /A	DRAWING TITLE LONGITUDE SECTION	DRAWING SCALE 1:50 @ A0
PADDINGTON HOUSE 166 PADDING ST PADDINGTON	PROJECT IDR207A Assessment Brief 2 PROJECT NO. 15.002	DRAWING NO A07

**CONSTRUCTION ISSUE**

**NOTE:**  
Do not scale this drawing : This drawing shows design intent only.  
All dimensions to be checked on site prior to construction or production, construction details to be confirmed by contractor / manufacturer, figure dimensions are to be taken in preference to the scale drawing, all discrepancies and commissions on site must be reported to designer for their comments or approval prior to commencing work , all electrical lighting HVAC and plumbing issues to be referred to engineers drawing prior to commencement of works; the designs are subject to approval by statutory authorities and any necessary alterations should be made to comply; this document including electronic format, must not be used, reproduced or copied wholly or in part without a prior permission of designer.



LEGEND

MA-01	Oak Timber Flooring
MA-02	Di Lorenzo Ivory Soft Tile
MA-04	Tile Cloud Avalon Gloss Green
MA-05	Grigio Camico Marble
MA-06	Brushed SS Kickplate
MA-07	Melamine "Empire Oak" (Woodmatt)
MA-08	Laminex "Burnished Wood" (Natural Finish)
MA-09	Melamine "BlossomWhite"(Matte)
MA-10	Laminex "Ghost Gum" (Flint)
MA-11	Solid Tasmanian Oak Treads
MA-12	Solid Tasmanian Hardwood
MA-13	Victorian Ash Timber Rail
MA-14	Laminate Stone Grey Matt
MA-15	Newage Environ Veneer Italian Birch
MA-16	Dulux "White Polar Quarter"

ABBREVIATIONS

TOW	Top of wall
FFL	Finish floor level
FCL	Finish ceiling level
FSL	Finish slab level
AB	Item Mounted Above
UB	Item Mounted Below
DW	Dishwasher
BCT	Bench top
SB	Splash back
CT	Cook top
P	Pantry
S	Sink
TO	Toliet
TR	Towel Rail
TRH	Toilet Roll Holder
BS	Basin
T	Tap
BT	Bath Tub
O	Oven
SD	Sliding Door
FP	Fixed Pannel
TD	Timber Decking
FW	Floor Waste
SK	Skylight
ADJ	Adjustable
DWR	Drawer
JO1	Joinery #
GD	Grate Drain

SYMBOLS

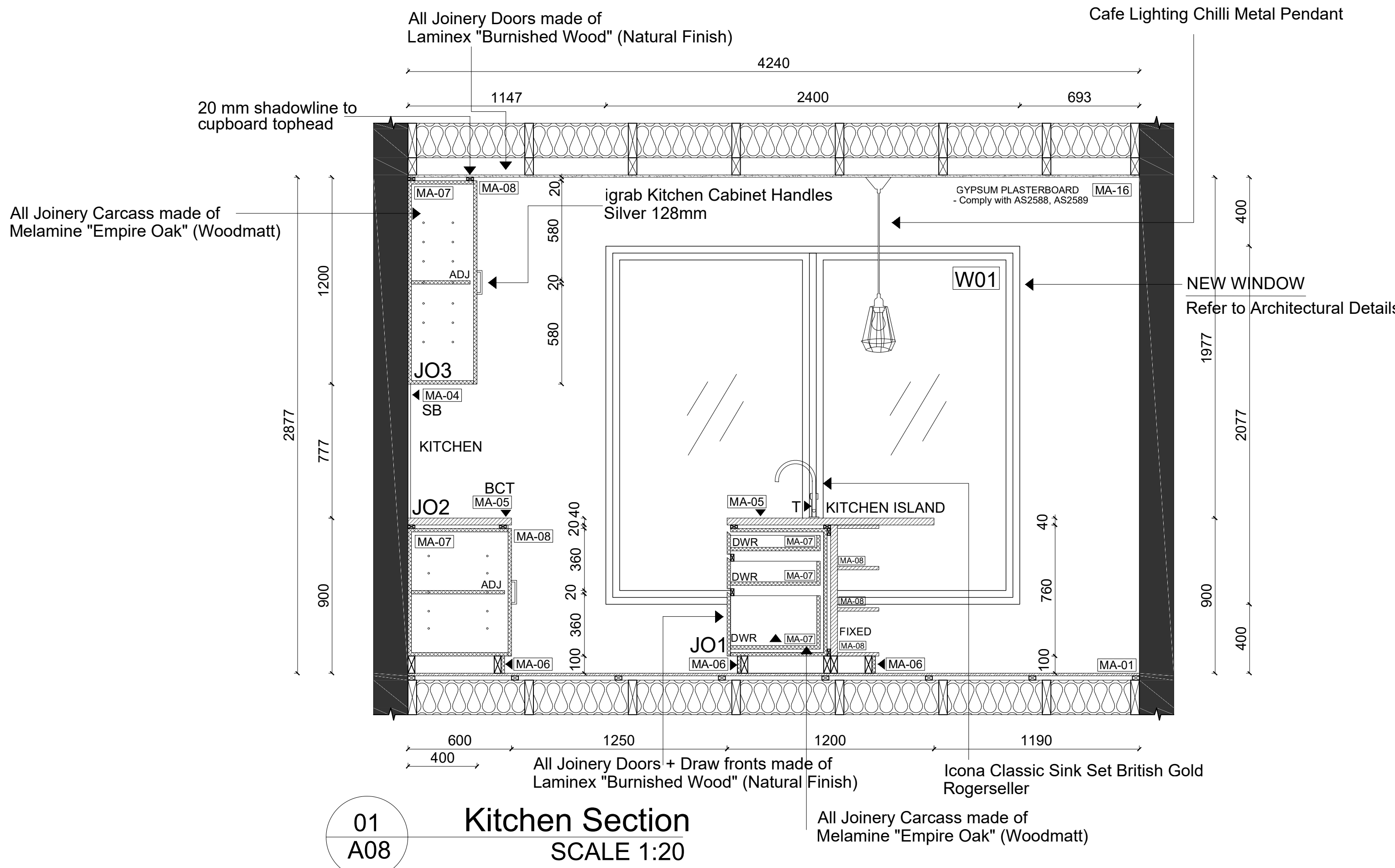
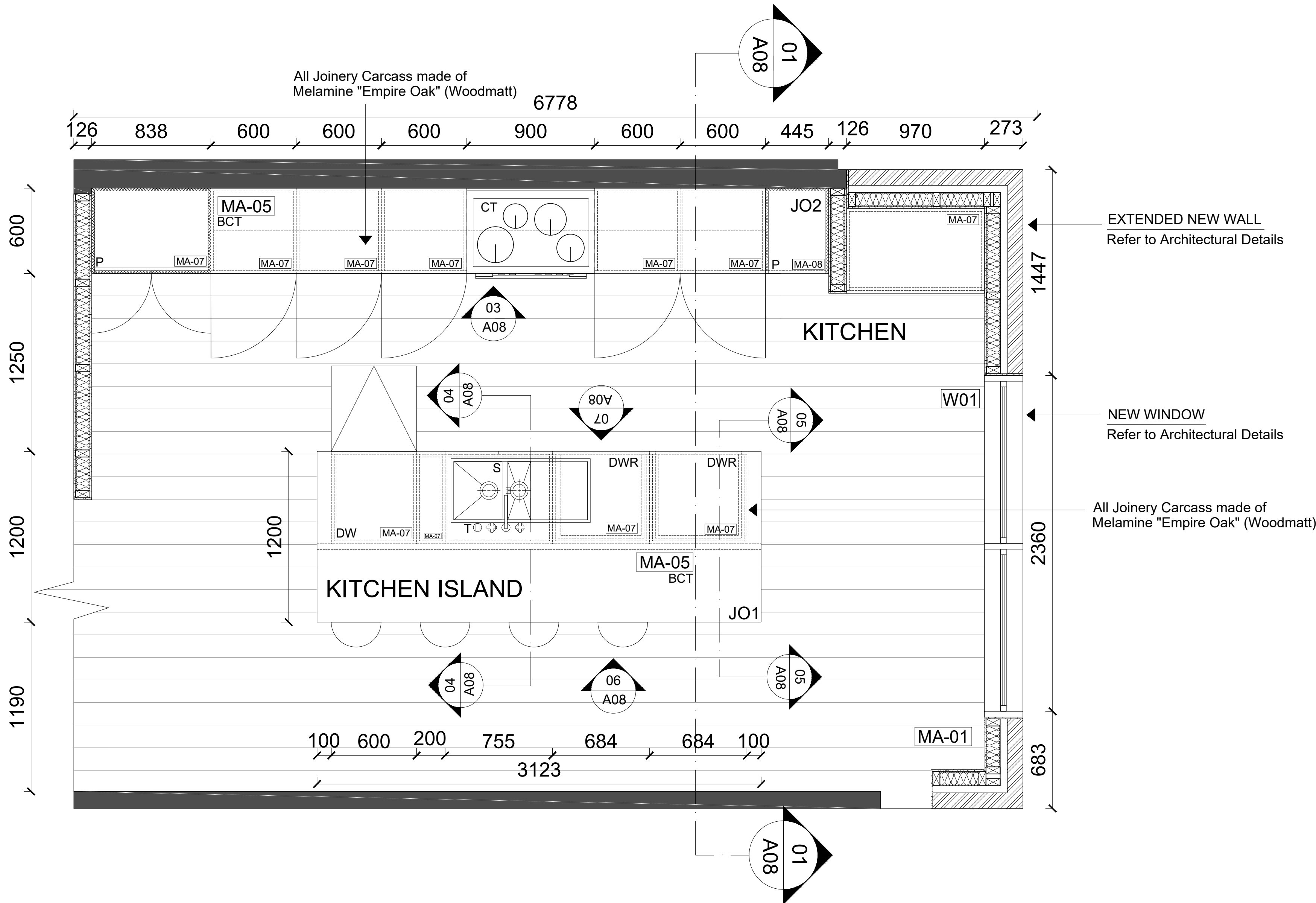
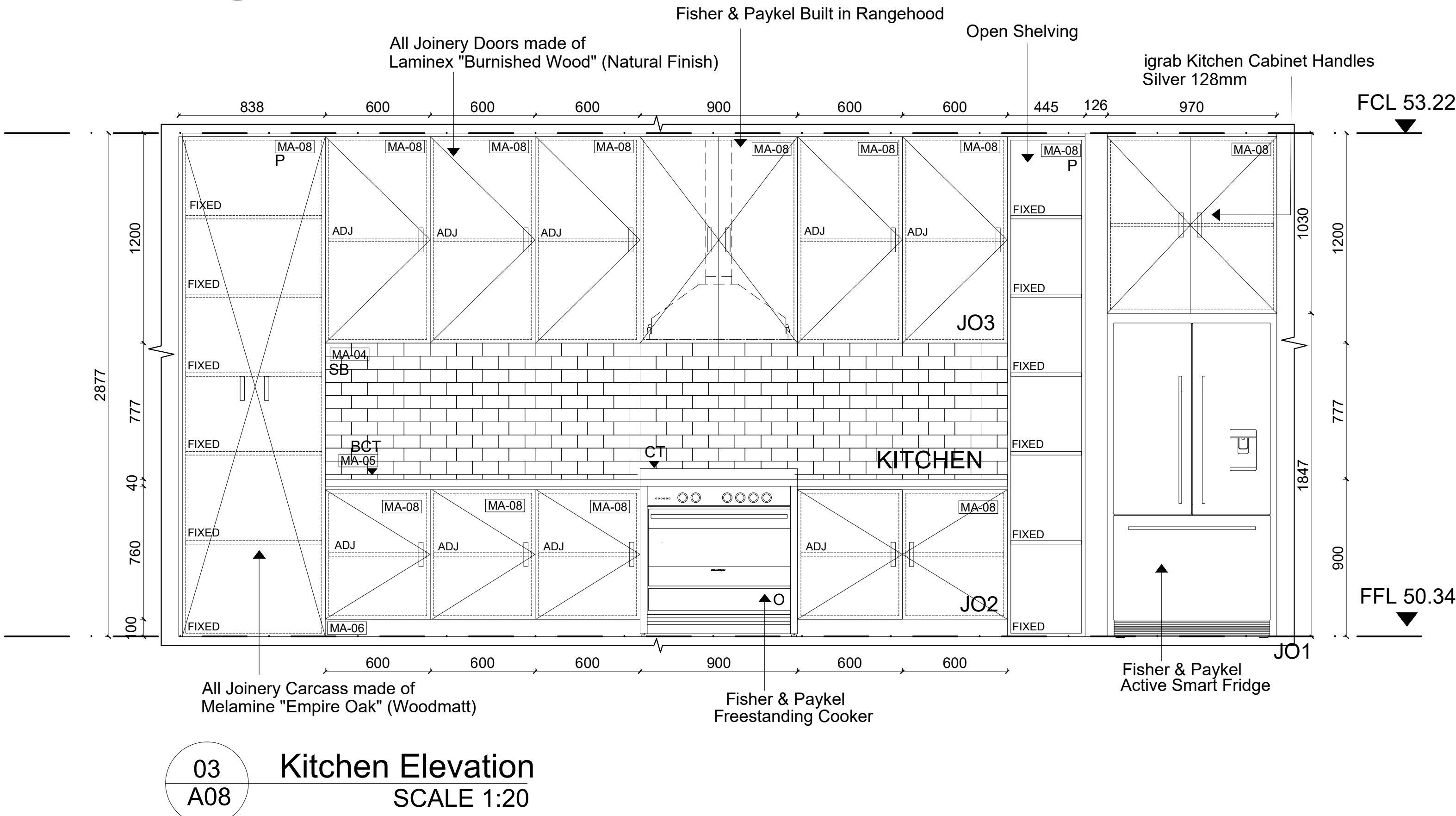
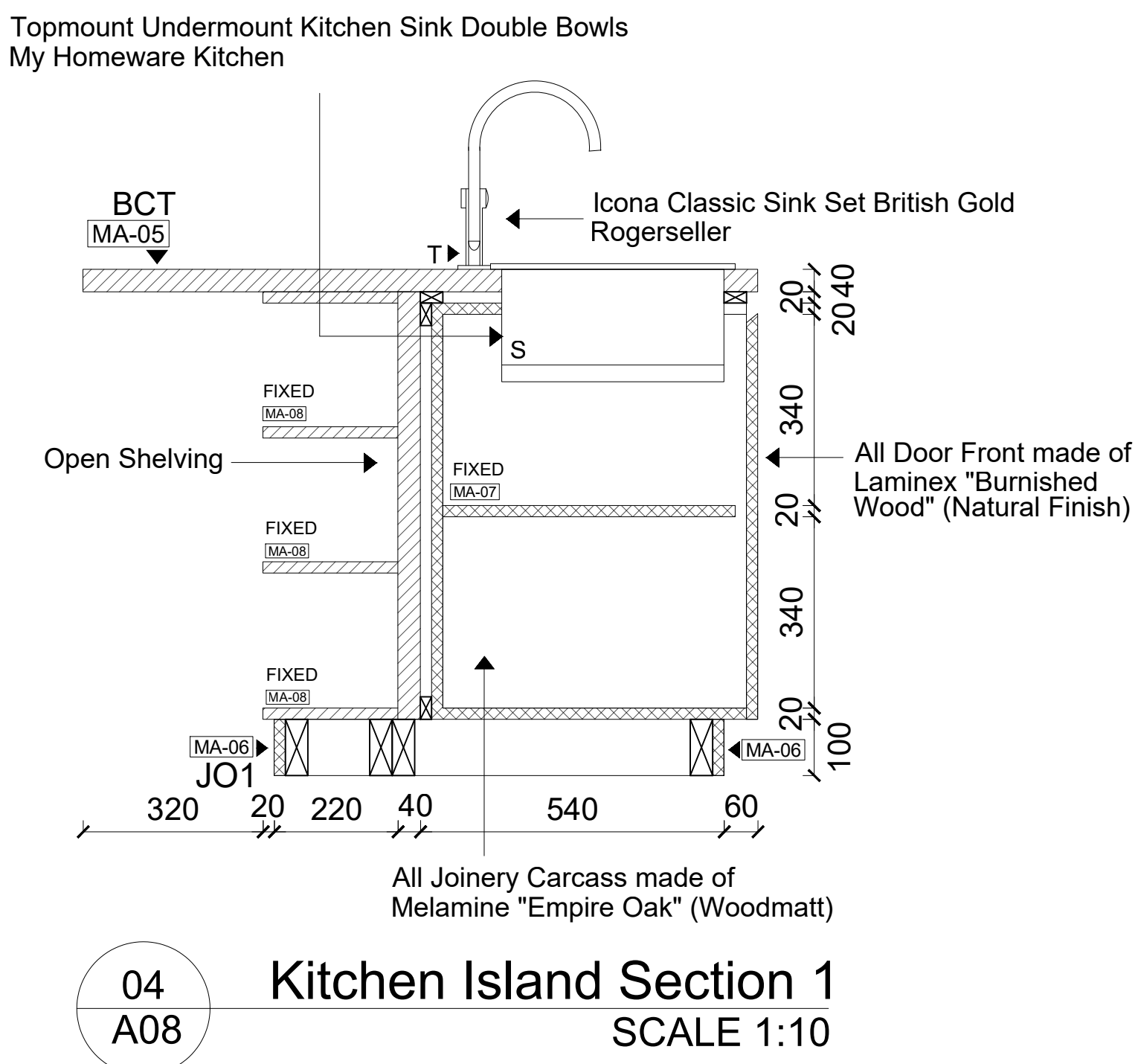
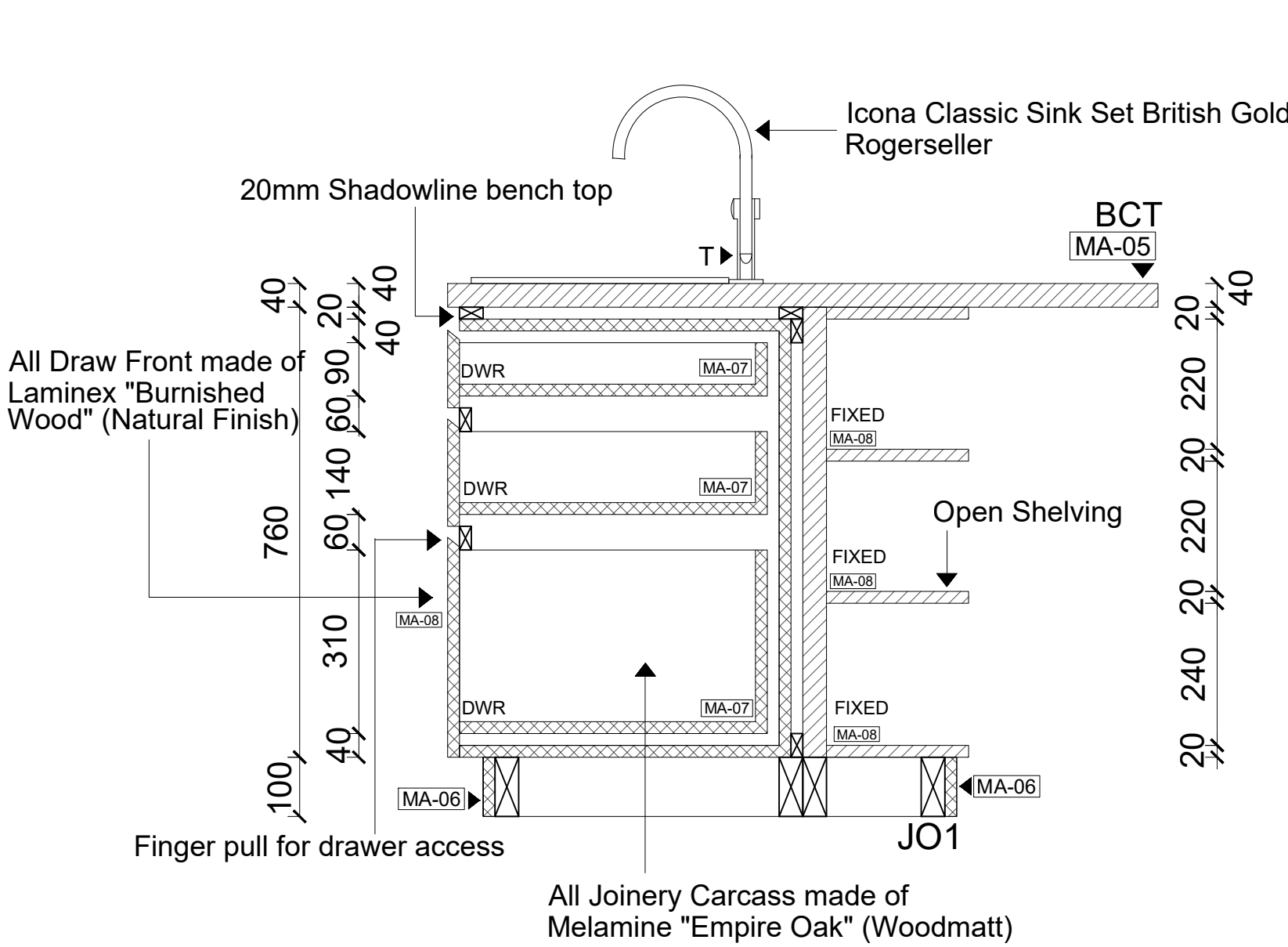
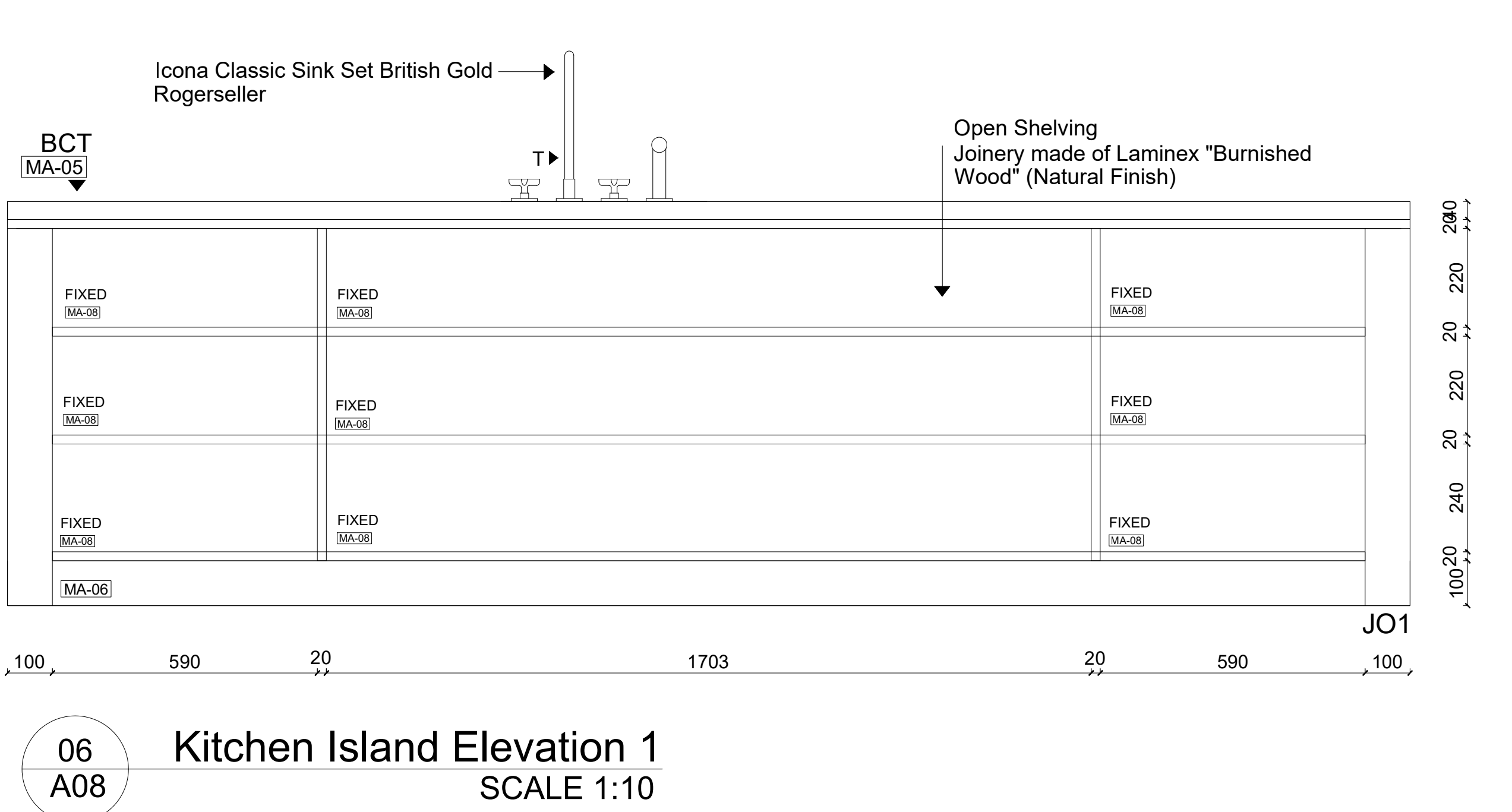
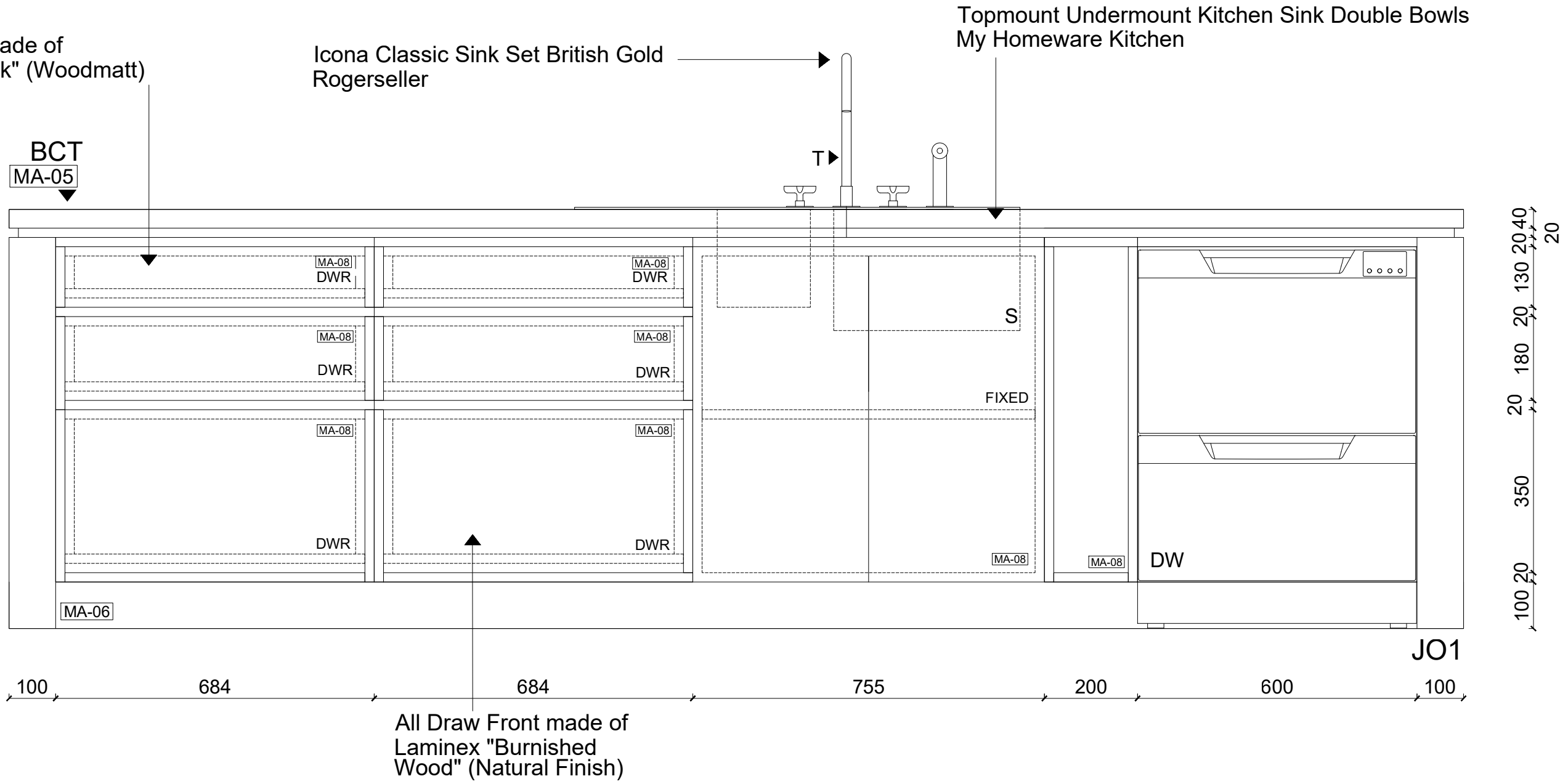
	Existing structure
	New Structure
	Earth
	Timber
	MDF
	Brick
	Plasterboard
	Insulation
	Window #
	Door #
	Boundary line
	Hidden or below objects
	Demolition Line
	Lighting
	Quintessence Round Recessed Luminaires
	Stairpoint Recessed Luminaires
	Observatory Lighting Classicon Selene Pendant
	Cafe Lighting Chilli Metal Pendant
	Tom Dixon Round Copper Pendant
	GPO

ISSUED BY: BILLY BLUE COLLAGE OF DESIGN Ultimo Campus: 46 - 52 Mountain St, Ultimo NSW, 2007 PHONE: 02 9251 0029	TRUE NORTH 
--	----------------

REV	DATE 15.08.2018	DRAWN BY VS
ISSUE: /A	DRAWING TITLE Kitchen Details	DRAWING SCALE 1:50 @ A0
PADDINGTON HOUSE 166 PADDING ST PADDINGTON	PROJECT IDR207A Assessment Brief 2 PROJECT NO. 15.002	DRAWING NO A07

CONSTRUCTION ISSUE

NOTE:  
Do not scale this drawing : This drawing shows design intent only.  
All dimensions to be checked on site prior to construction or production, construction details to be confirmed by contractor / manufacturer, figure dimensions are to be taken in preference to the scale drawing, all discrepancies and commissions on site must be reported to designer for their comments or approval prior to commencing work , all electrical lighting HVAC and plumbing issues to be referred to engineers drawing prior to commencement of works; the designs are subject to approval by statutory authorities and any necessary alterations should be made to comply; this document including electronic format, must not be used, reproduced or copied wholly or in part without a prior permission of designer.



BASIX NOTES

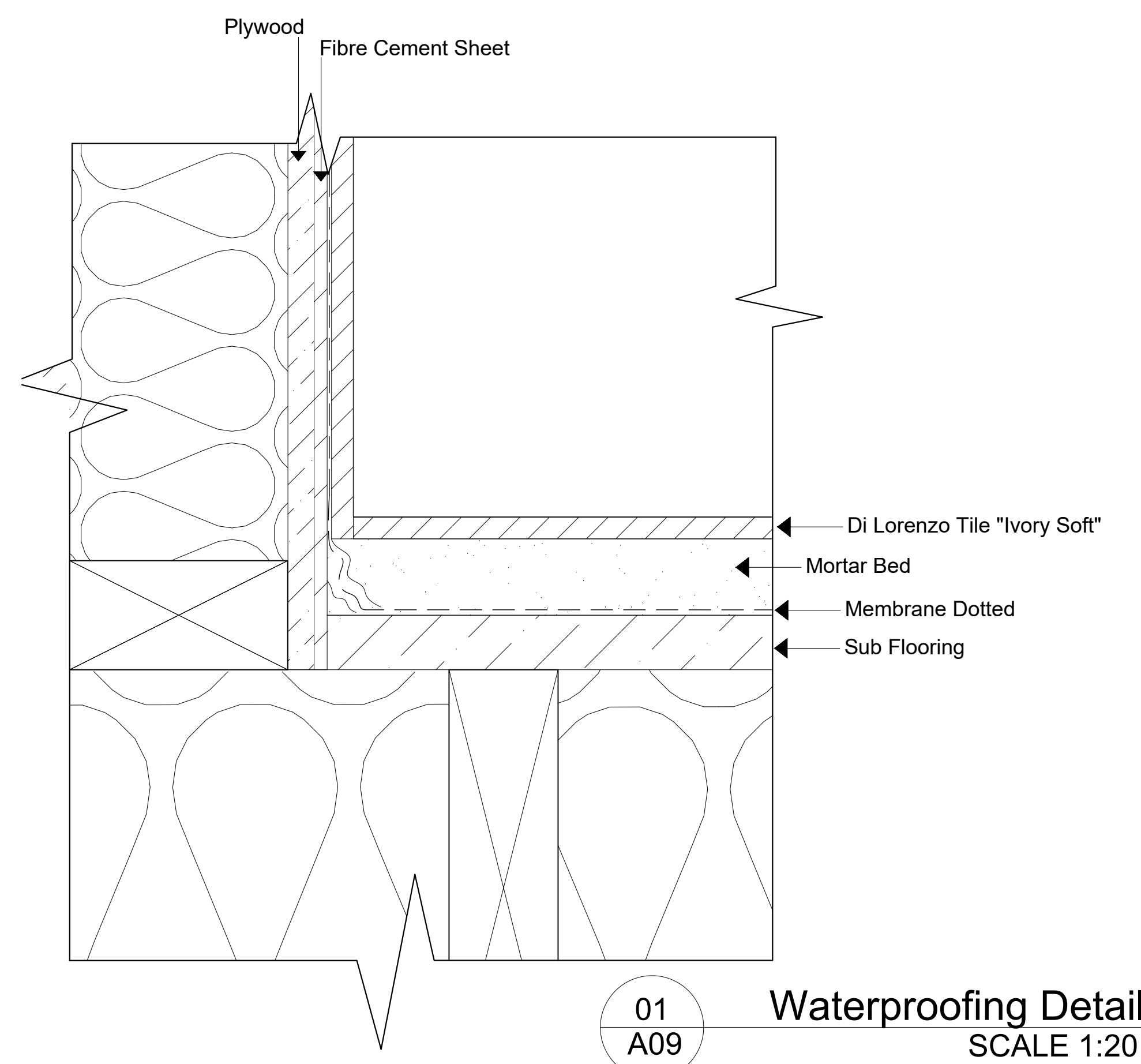
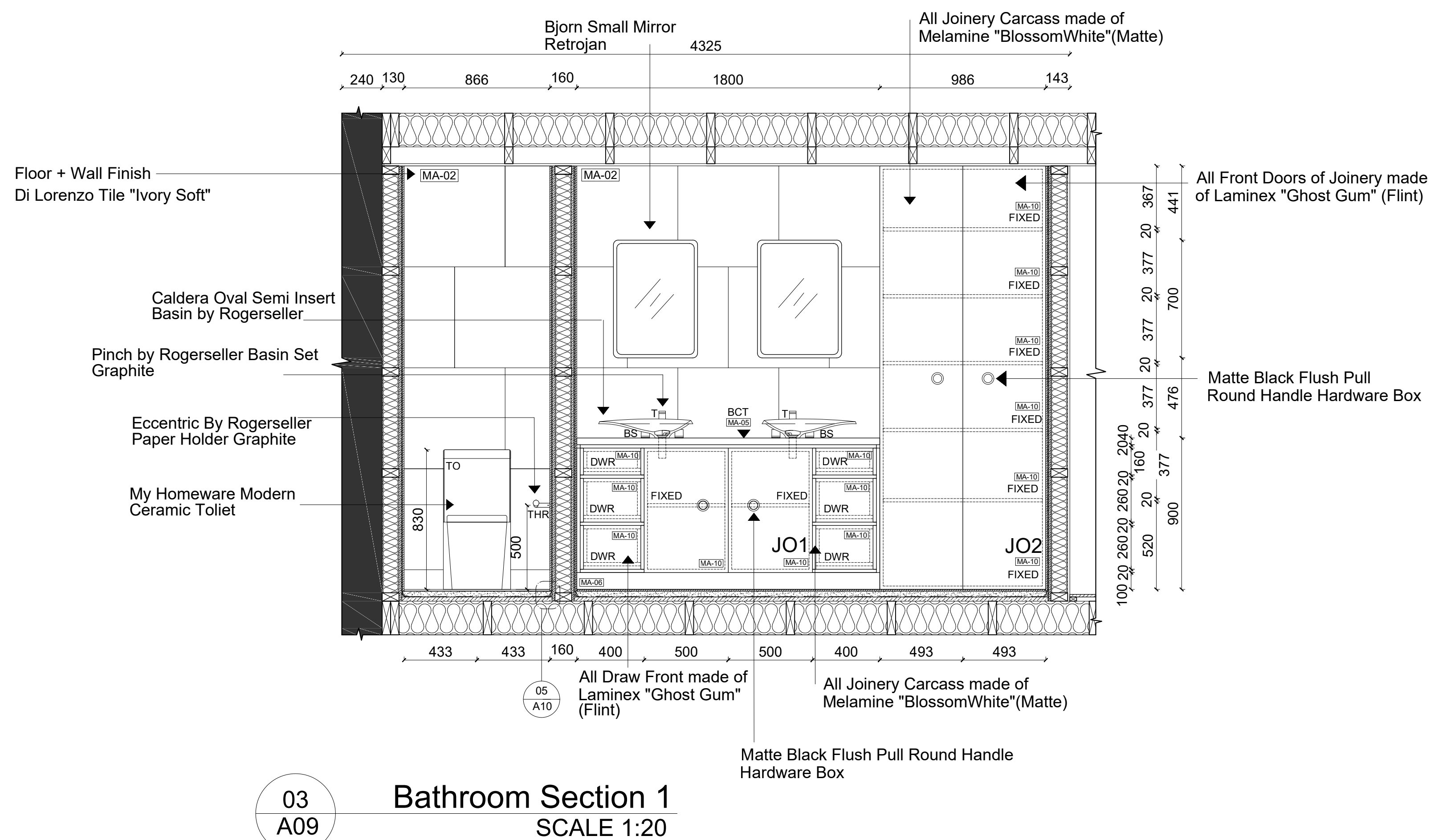
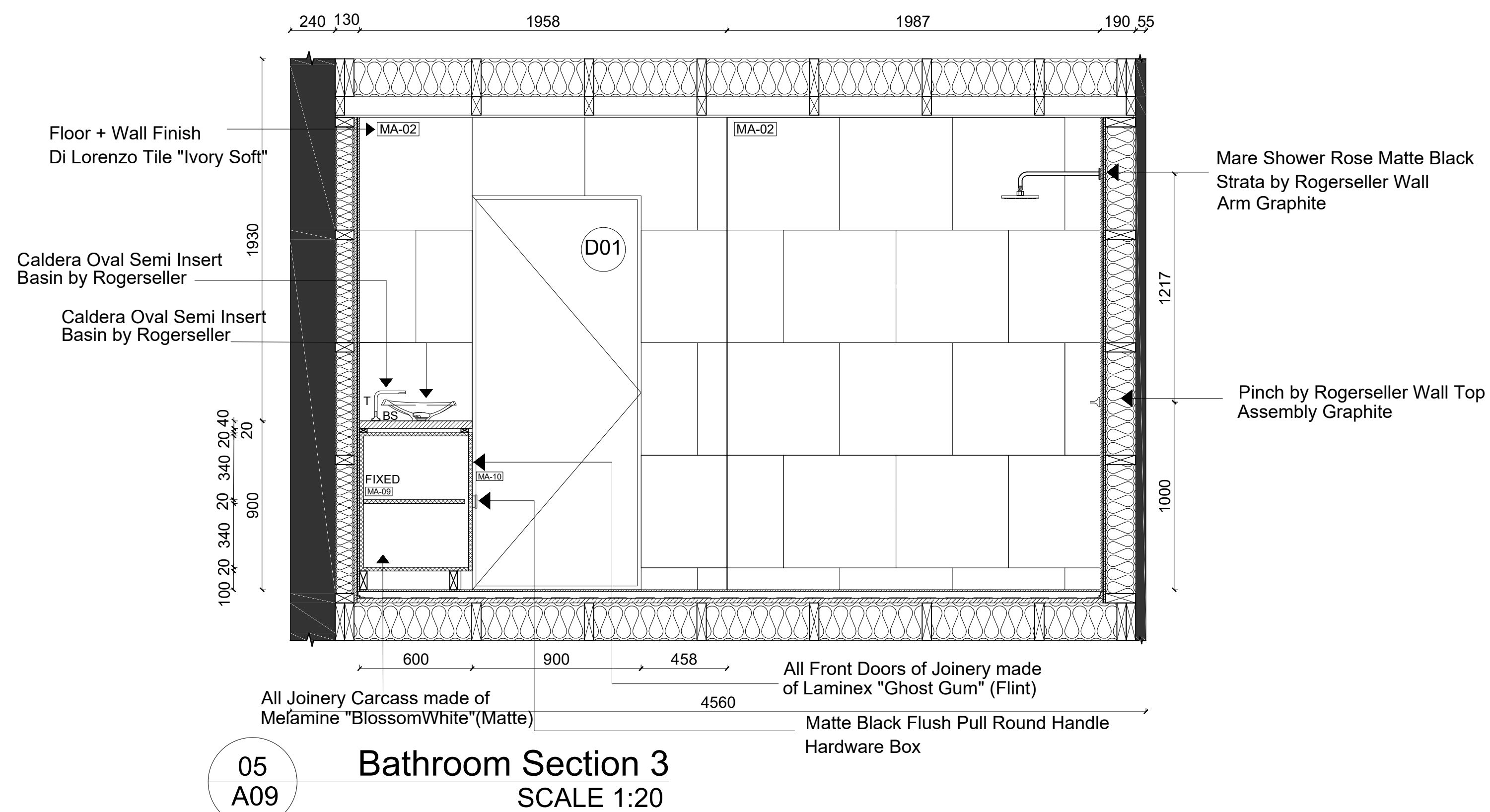
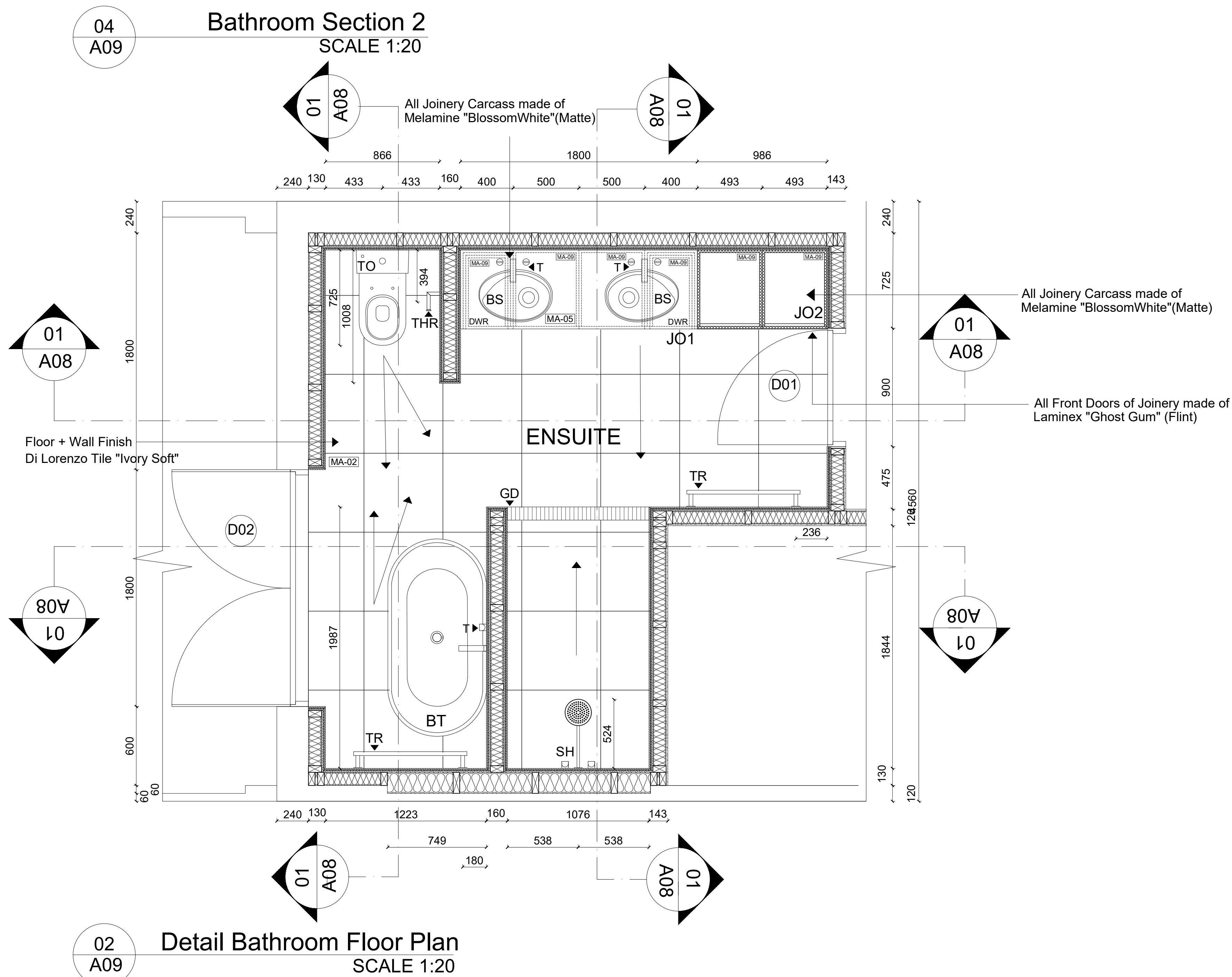
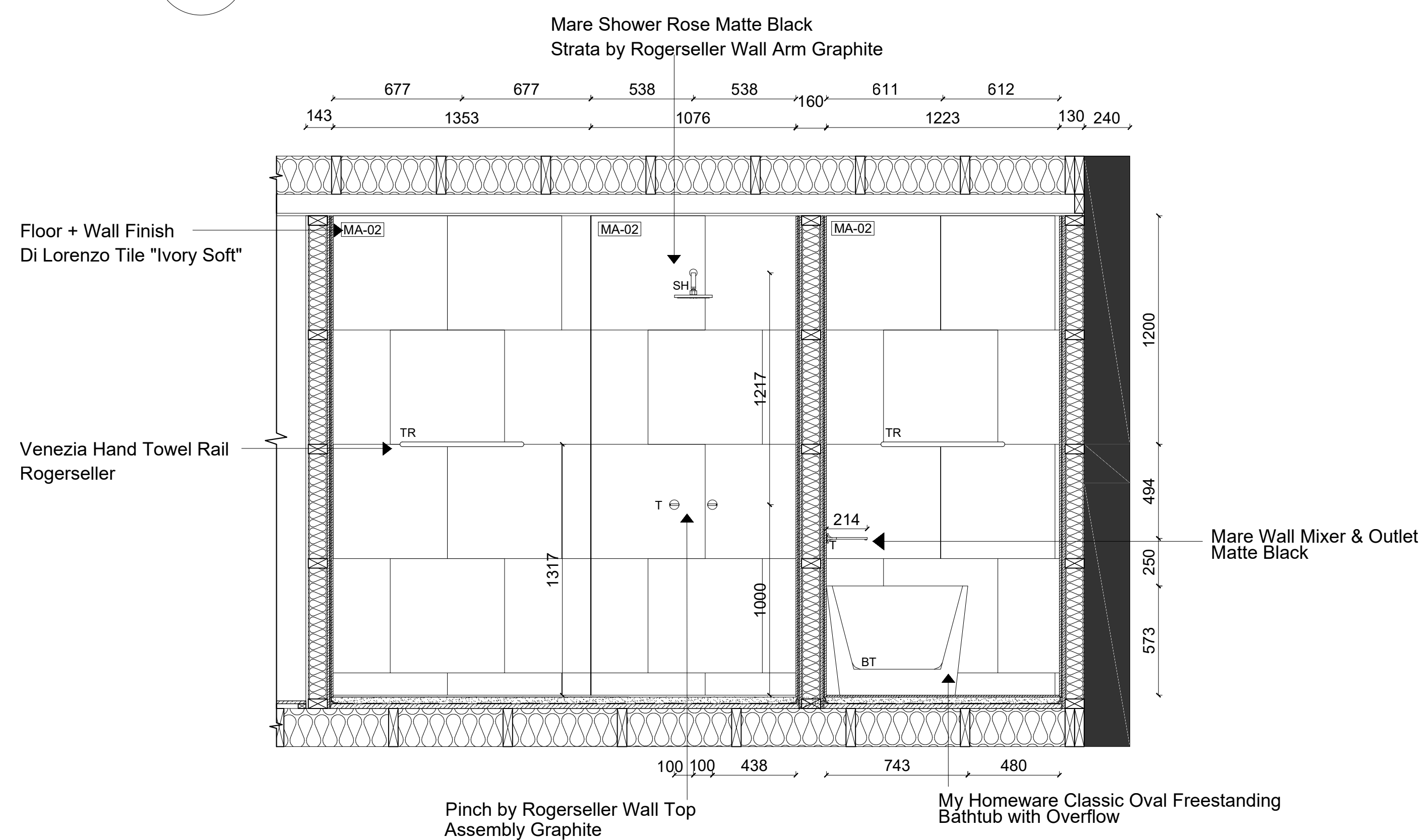
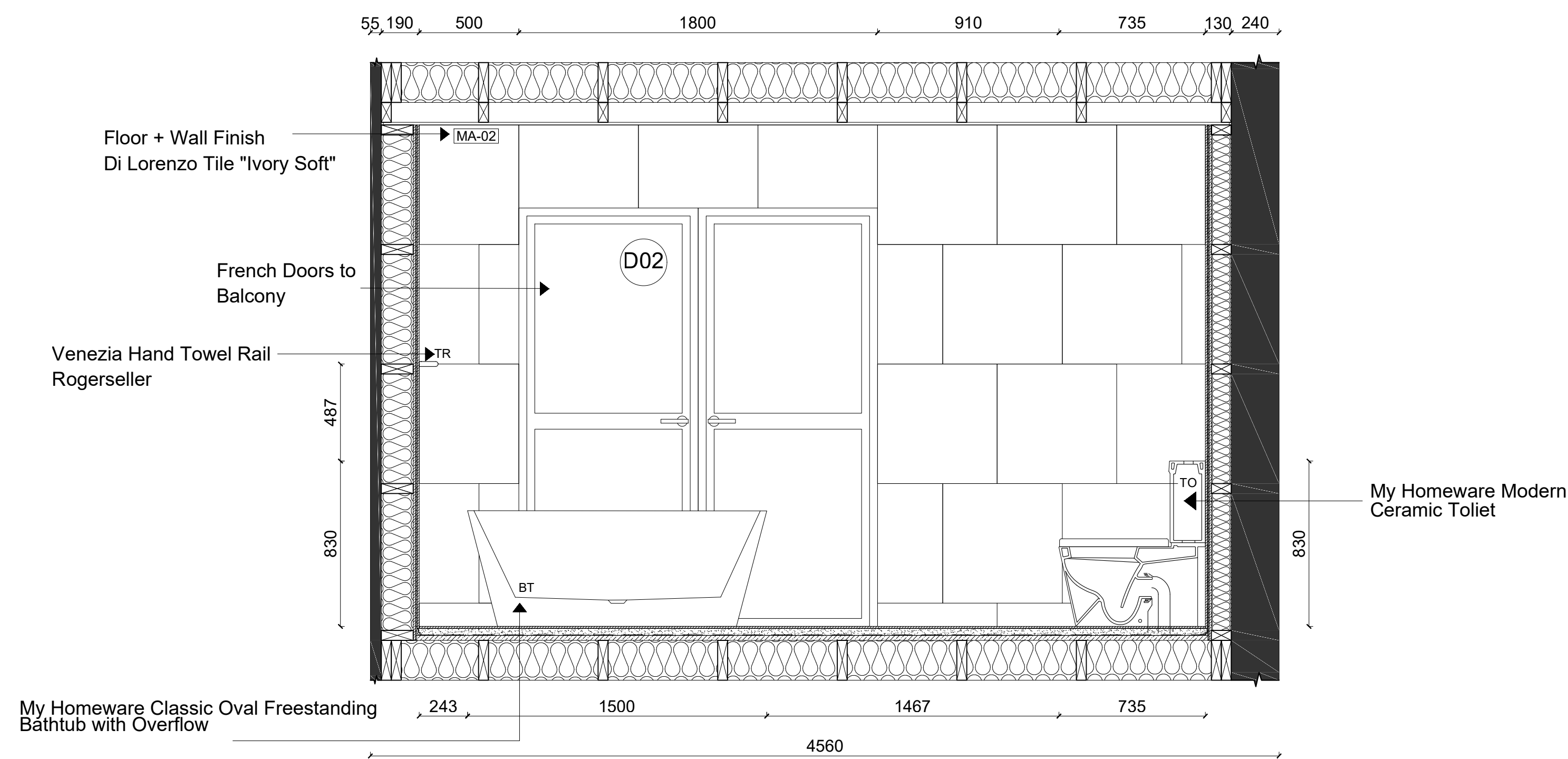
Comply in all respects to Basix certificate A117344 requirements including but not limited to:

- A. A minimum of 40% of new lights to be fluorescent, compact fluorescent or LED.
- B. All new bathrooms fixtures to have a minimum of 3 star water rating.
- C. All new construction to comply with minimum additional insulation as outlined in Basix certificate A117344.
- D. All new doors, windows and glazing to comply with minimum standards as outlined in Basix certificate A117344.

GENERAL NOTES

- Refer code index and schedules for codes description and specifications.
- All works to comply with BCA and Australian standards and in accordance with best practice.
- All internal floor finishes align, typical.
- Comply in all respects to development application conditions of consent by woollahra council.
- Comply in all respects to structural engineers documentation and instructions.
- Comply in all respects to Basix requirements.








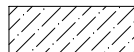

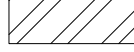









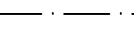




## LEGEND


MA-01	Oak Timber Flooring
MA-02	Di Lorenzo Ivory Soft Tile
MA-04	Tile Cloud Avalon Gloss Green
MA-05	Grigio Camico Marble
MA-06	Brushed SS Kickplate
MA-07	Melamine "Empire Oak" (Woodmatt)
MA-08	Laminex "Burnished Wood" (Natural Finish)
MA-09	Melamine "BlossomWhite"(Matte)
MA-10	Laminex "Ghost Gum" (Flint)
MA-11	Solid Tasmanian Oak Treads
MA-12	Solid Tasmanian Hardwood
MA-13	Victorian Ash Timber Rail
MA-14	Laminite Stone Grey Matt
MA-15	Newage Environ Veneer Italian Birch
MA-16	Dulux "White Polar Quarter"

# ABBREVIATIONS

TOW	Top of wall
FFL	Finish floor level
FCL	Finish ceiling level
FSL	Finish slab level
AB	Item Mounted Above
UB	Item Mounted Below
DW	Dishwasher
BCT	Bench top
SB	Splash back
CT	Cook top
P	Pantry
S	Sink
TO	Toilet
TR	Towel Rail
TRH	Toilet Roll Holder
BS	Basin
T	Tap
BT	Bath Tub
O	Oven
SD	Sliding Door
FP	Fixed Pannel
TD	Timber Decking
FW	Floor Waste
SK	Skylight
ADJ	Adjustable
DWR	Drawer
JO1	Joinery #
GD	Gate Drain

# SYMBOLS

	Existing structure
	New Structure
	Earth
	Timber
	MDF
	Brick
	Plasterboard
	Insulation
	Window #
	Door #
	Boundary line
	Hidden or below objects
	Demolition Line
	Lighting
	Quintessence Round Recessed Luminaires
	Stairpoint Recessed Luminaires
	Observatory Lighting Classicon Selene Pendant
	Cafe Lighting Chilli Metal Pendant
	Tom Dixon Round Copper Pendant
	GPO

<b>ISSUED BY:</b> BILLY BLUE COLLOAGE OF DESIGN Ultimo Campus: 46 - 52 Mountain St, Ultimo NSW, 2007 PHONE: 02 9251 0029		<b>TRUE NORTH</b>  
<b>REV</b> A	<b>DATE</b> 15.08.2018	<b>DRAWN BY</b> VS
<b>ISSUE:</b> /A	<b>DRAWING TITLE</b> Bathroom Details	<b>DRAWING SCALE</b> 1:50 @ A0
<b>PADDINGTON</b> <b>HOUSE 166</b> <b>PADDINGTON ST</b> <b>PADDINGTON</b>	<b>PROJECT</b> IDR207A Assessment Brief 2  <b>PROJECT NO.</b> 15.002	<b>DRAWING NO</b>  A07

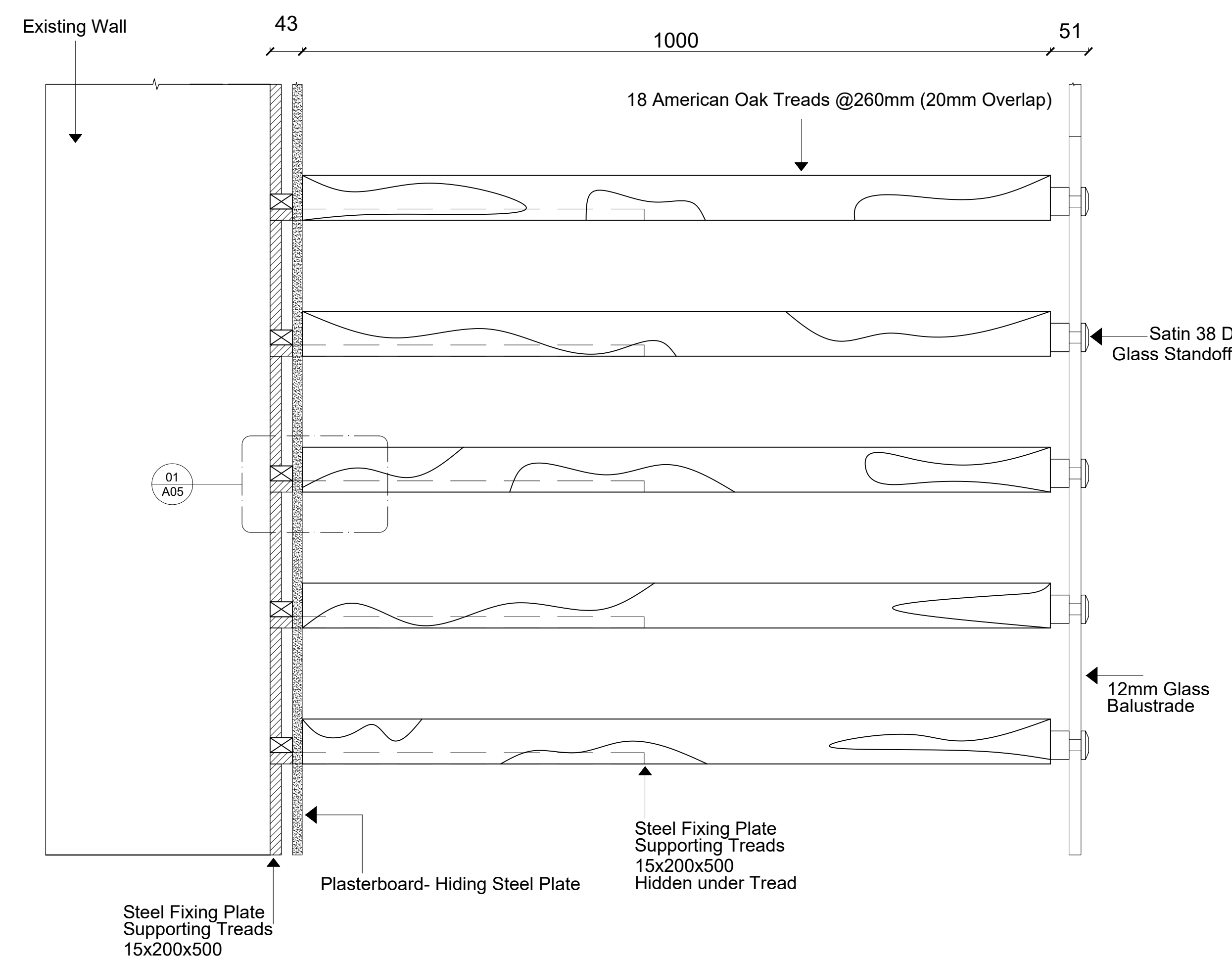
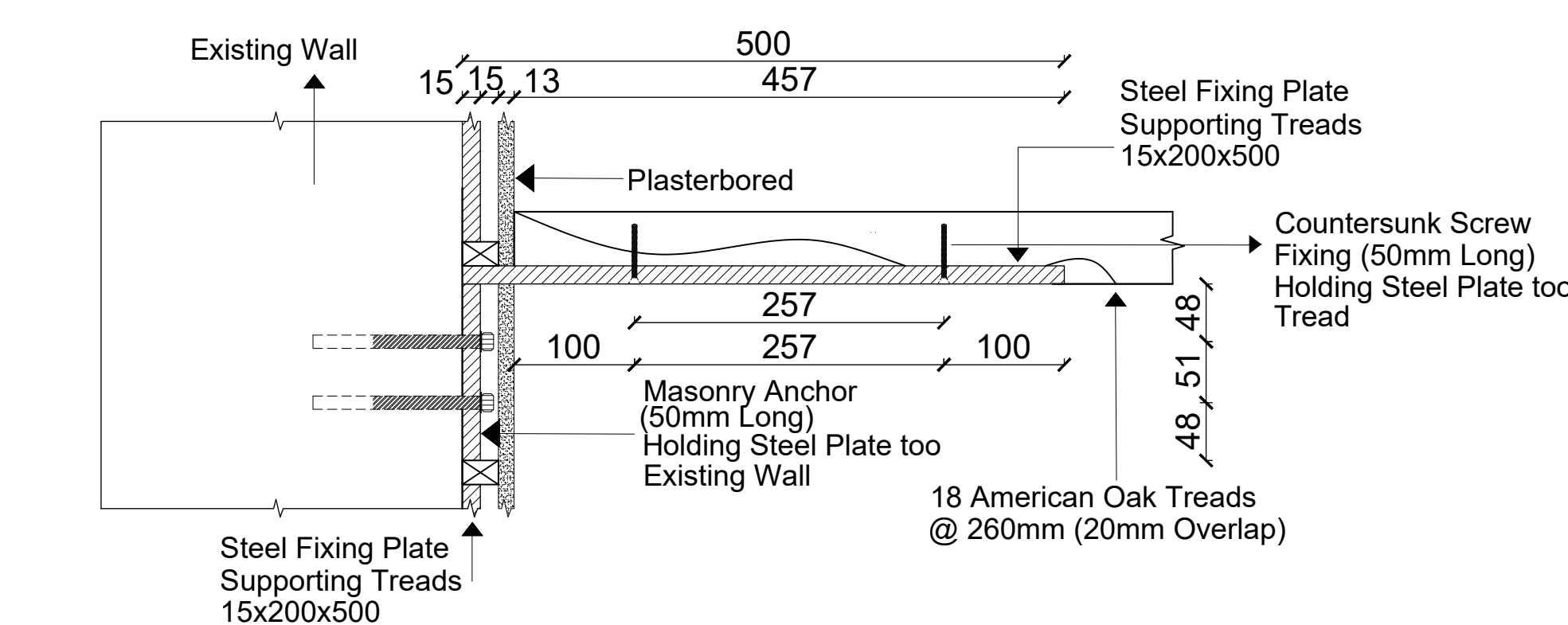
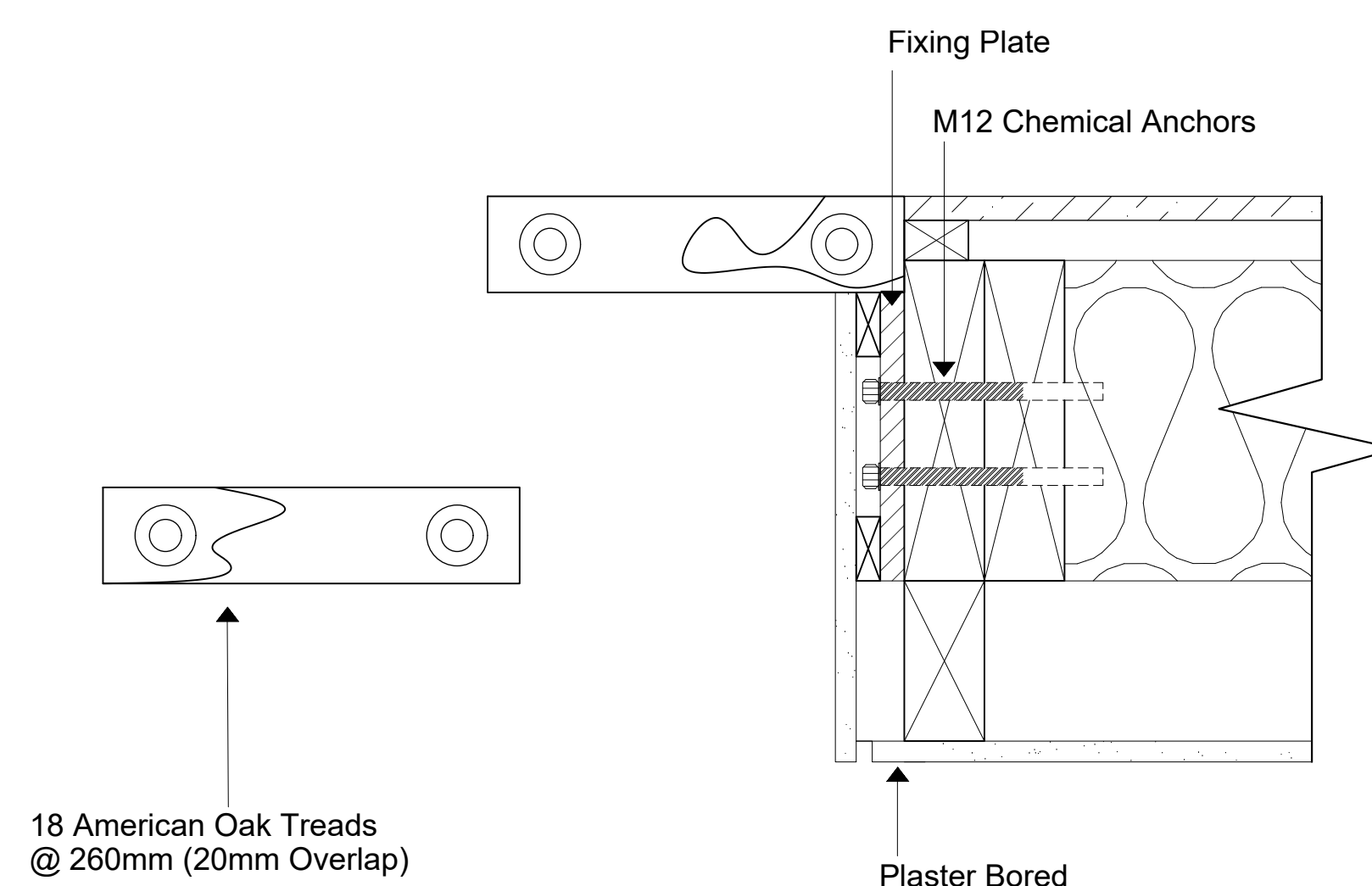
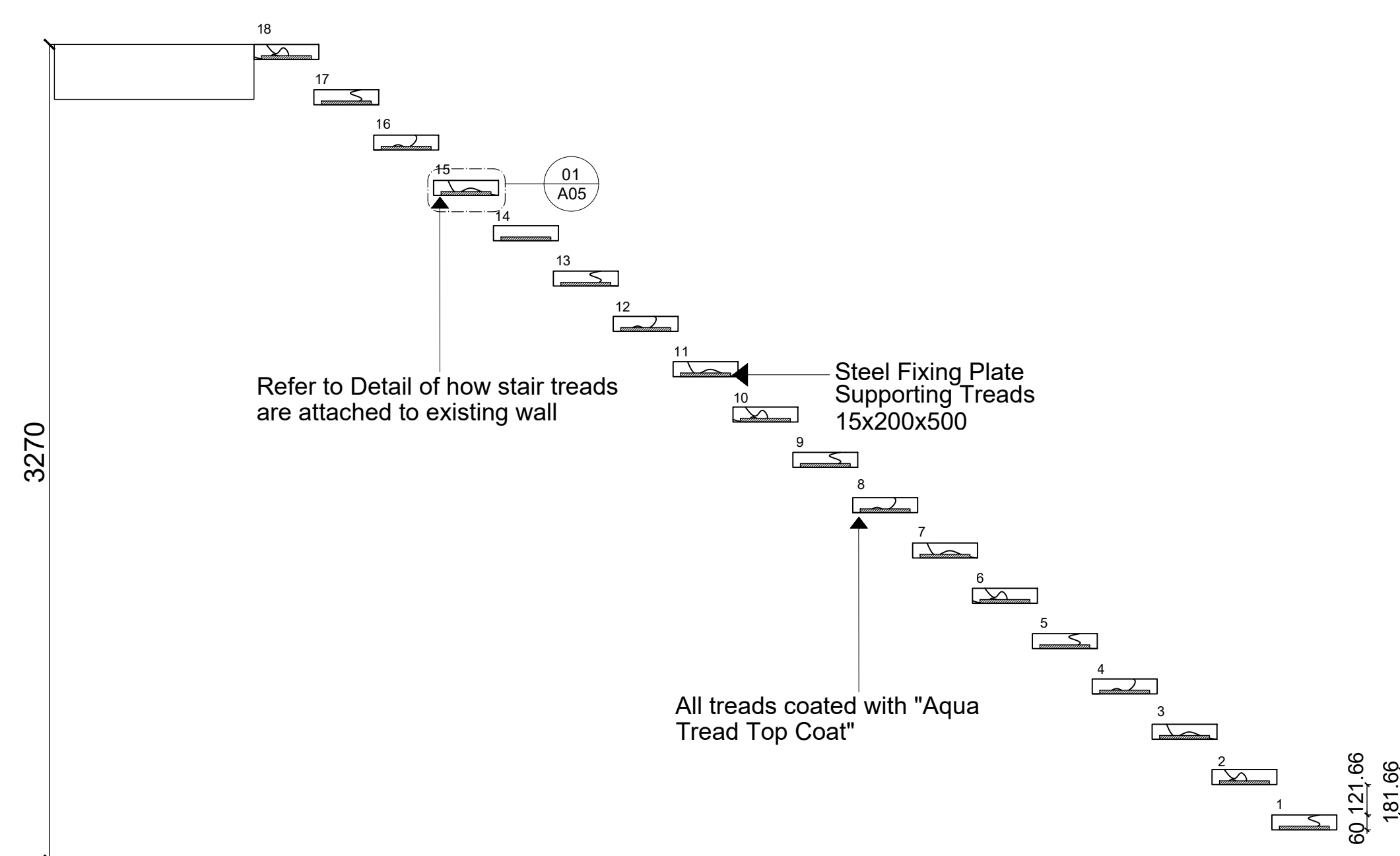
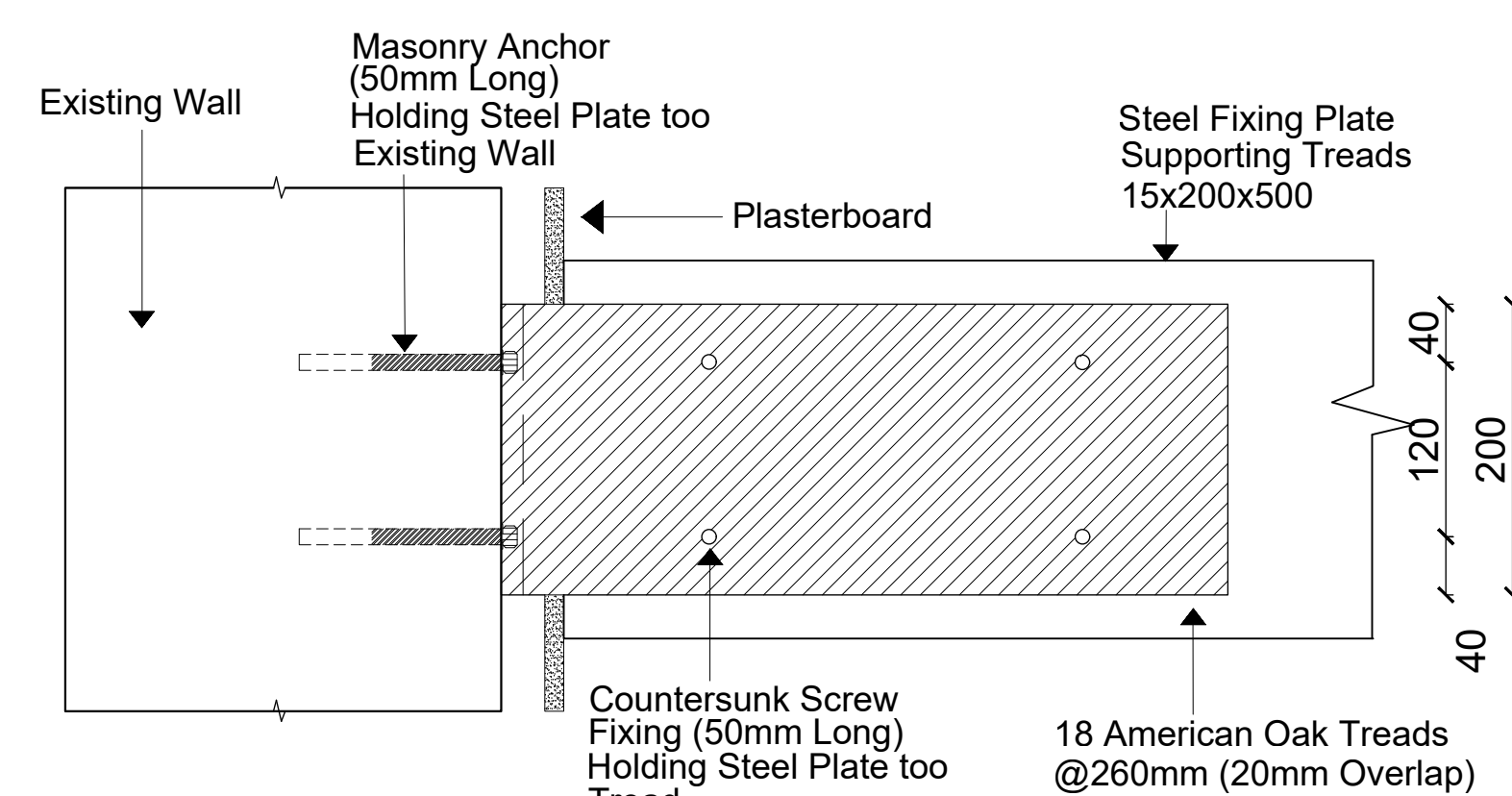
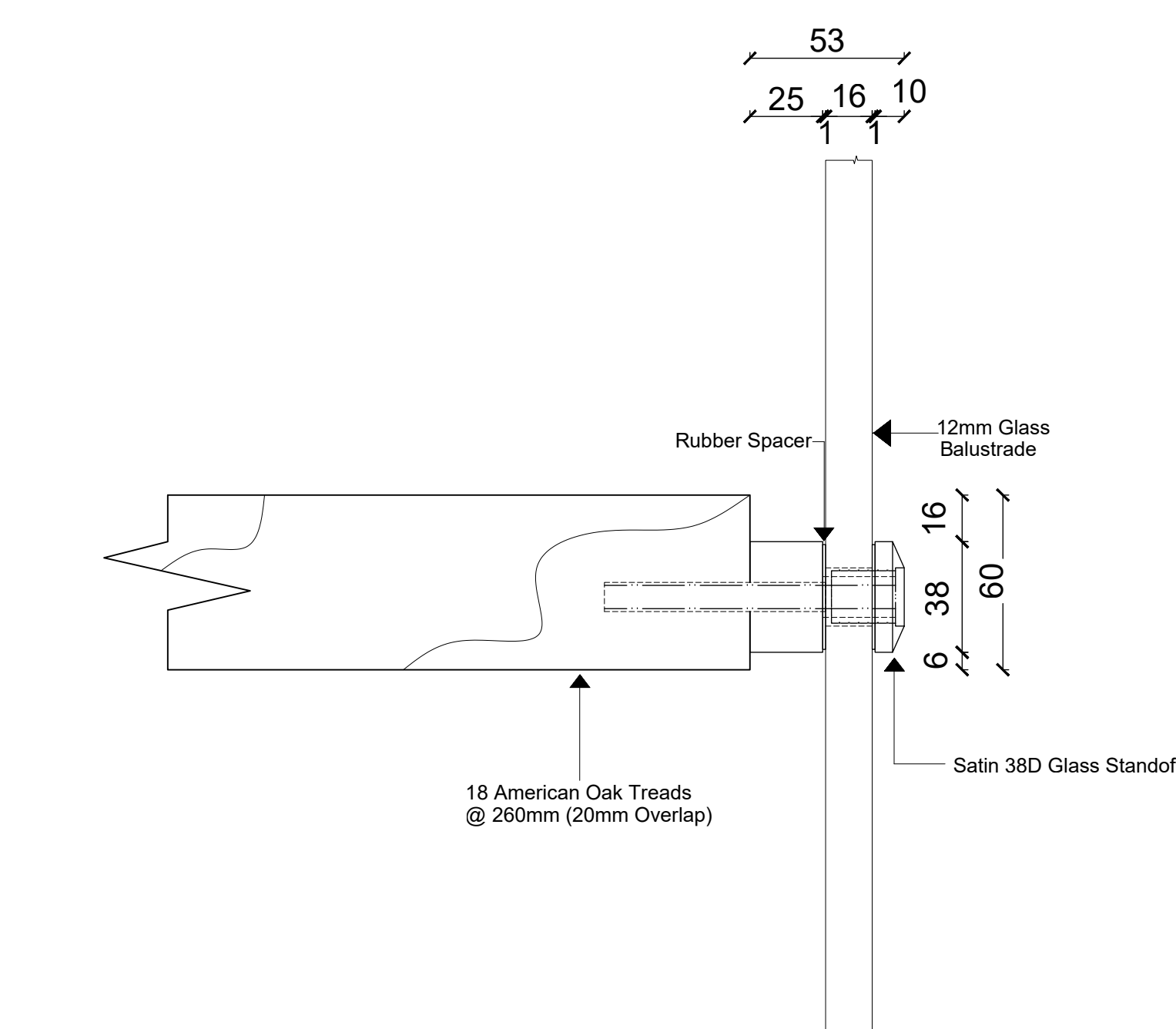
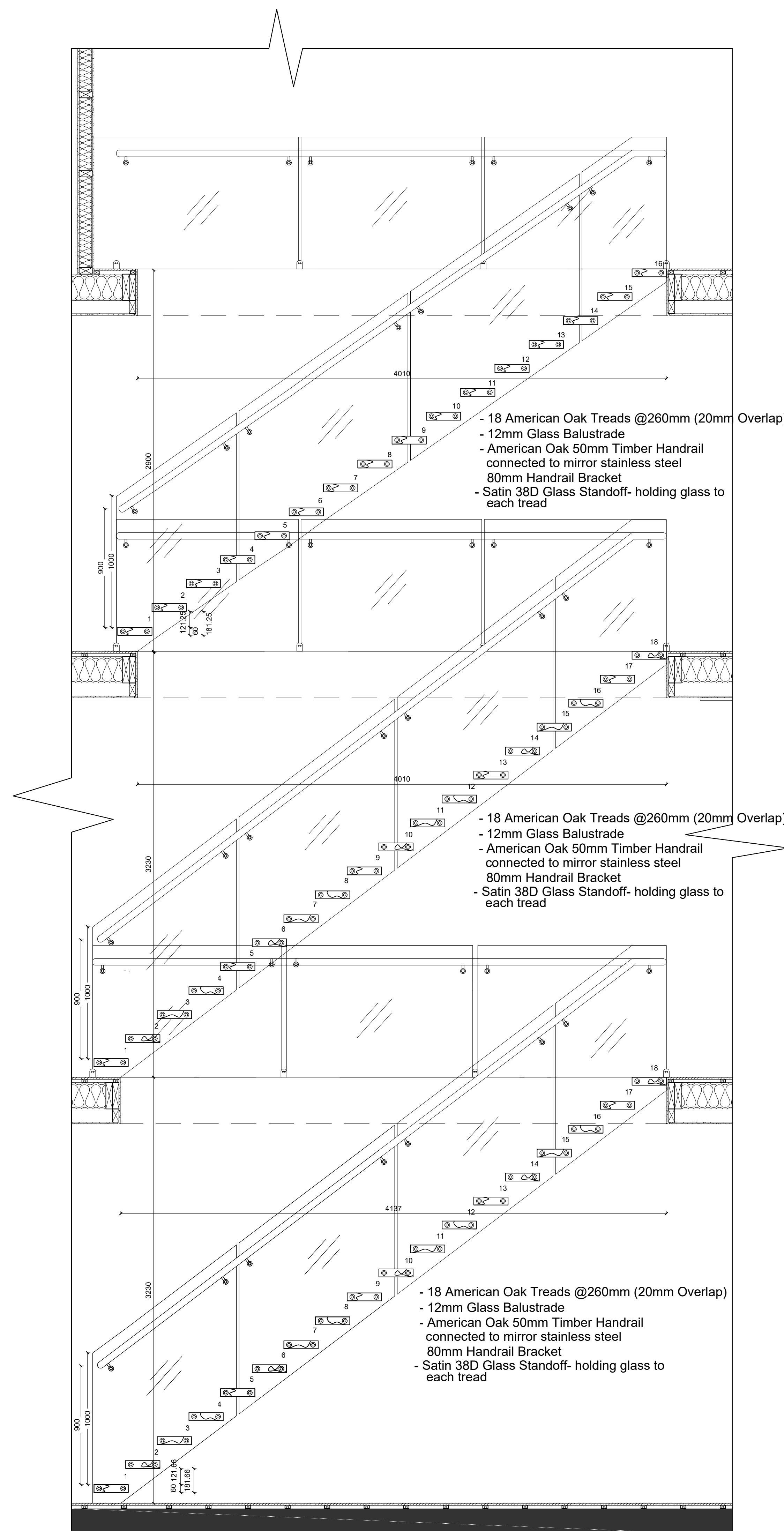
## CONSTRUCTION ISSUE

**NOTE:**

Do not scale this drawing ; This drawing shows design intent only.

All dimensions to be checked on site prior to construction or production, construction details to be confirmed by contractor / manufacturer, figure dimensions are to be taken in preference to the scale drawing, all discrepancies and commissions on site must be reported to designer for their comments or approval prior to commencing work, all electrical lighting HVAC and plumbing issues to be referred to engineers drawing prior to commencement of works; the designs are subject to approval by statutory authorities and any necessary alterations should be made to comply; this document including electronic format, must not be used, reproduced or copied wholly or in part without a prior permission of designer.






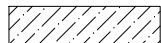




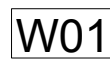













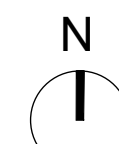
# LEGEND

<a href="#">MA-01</a>	Oak Timber Flooring
<a href="#">MA-02</a>	Di Lorenzo Ivory Soft Tile
<a href="#">MA-04</a>	Tile Cloud Avalon Gloss Green
<a href="#">MA-05</a>	Grigio Camico Marble
<a href="#">MA-06</a>	Brushed SS Kickplate
<a href="#">MA-07</a>	Melamine "Empire Oak" (Woodmatt)
<a href="#">MA-08</a>	Laminex "Burnished Wood" (Natural Finish)
<a href="#">MA-09</a>	Melamine "Blossom White" (Matte)
<a href="#">MA-10</a>	Laminex "Ghost Gum" (Flint)
<a href="#">MA-11</a>	Solid Tasmanian Oak Treads
<a href="#">MA-12</a>	Solid Tasmanian Hardwood
<a href="#">MA-13</a>	Victorian Ash Timber Rail
<a href="#">MA-14</a>	Laminate Stone Grey Matt
<a href="#">MA-15</a>	Newage Environ Veneer Italian Birch
<a href="#">MA-16</a>	Dulux "White Polar Quarter"

ABBREVIATIONS	
TOW	Top of wall
FFL	Finish floor level
FCL	Finish ceiling level
FSL	Finish slab level
AB	Item Mounted Above
UB	Item Mounted Below
DW	Dishwasher
BCT	Bench top
SB	Splash back
CT	Cook top
P	Pantry
S	Sink
TO	Toilet
TR	Towel Rail
TRH	Toilet Roll Holder
BS	Basin
T	Tap
BT	Bath Tub
O	Oven
SD	Sliding Door
FP	Fixed Pannel
TD	Timber Decking
FW	Floor Waste
SK	Skylight
ADJ	Adjustable
DWR	Drawer
JO1	Joinery #
GD	Grate Drain

# SYMBOLS

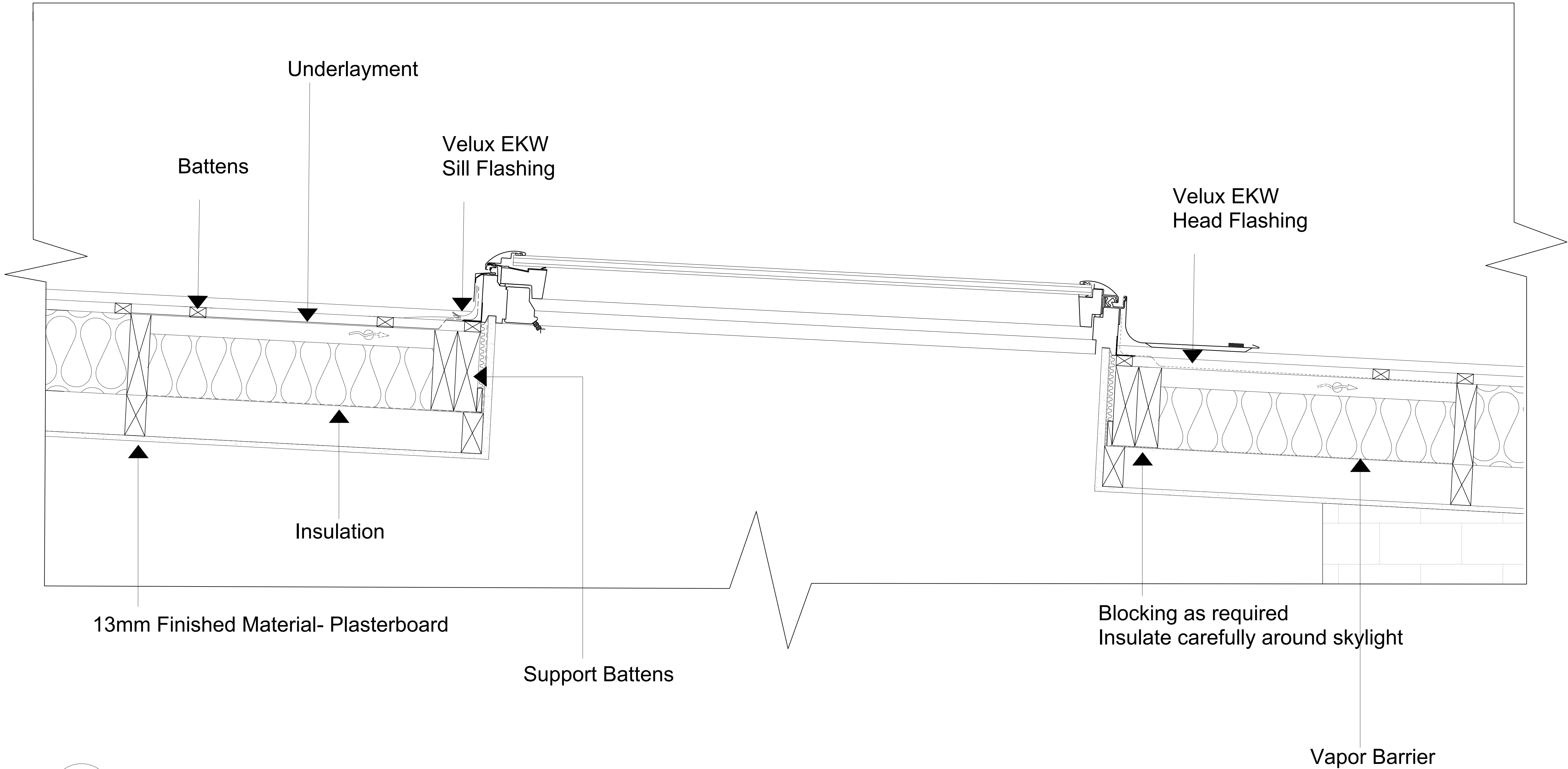
	Existing structure
	New Structure
	Earth
	Timber
	MDF
	Brick
	Plasterboard
	Insulation
	Window #
	Door #
	Boundary line
	Hidden or below objects
	Demolition Line
	Lighting
	Quintessence Round Recessed Luminaires
	Stairpoint Recessed Luminaires
	Observatory Lighting Classicon Selene Pendant
	Cafe Lighting Chilli Metal Pendant
	Tom Dixon Round Copper Pendant
	GPO

<b>ISSUED BY:</b> BILLY BLUE COLLAGE OF DESIGN Ultimo Campus: 46 - 52 Mountain St, Ultimo NSW, 2007 PHONE: 02 9251 0029		<b>TRUE NORTH</b> 
<b>REV</b> A	<b>DATE</b> 15.08.2018	<b>DRAWN BY</b> VS
<b>ISSUE:</b> /A	<b>DRAWING TITLE</b> Stair Details	<b>DRAWING SCALE</b> 1:50 @ A0
<b>PADDINGTON</b> <b>HOUSE 166</b> <b>PADDINGTON ST</b> <b>PADDINGTON</b>	<b>PROJECT</b> IDR207A Assessment Brief 2 <b>PROJECT NO.</b> 15.002	<b>DRAWING NO</b> A07

CONSTRUCTION ISSUE
NOTE:

BASIX NOTES	GENERAL NOTES
<p>Comply in all respects to Basix certificate A117344 requirements including but not limited to:</p> <ul style="list-style-type: none"> <li>A. A minimum of 40% of new lights to be fluorescent, compact fluorescent or LED.</li> <li>B. All new bathrooms fixtures to have a minimum of 3 star water rating.</li> <li>C. All new construction to comply with minimum additional insulation as outlined in Basix certificate A117344.</li> <li>D. All new doors, windows and glazing to comply with minimum standards as outlined in Basix certificate A117344.</li> </ul>	<ol style="list-style-type: none"> <li>1. Refer code index and schedules for codes description and specifications.</li> <li>2. All works to comply with BCA and Australian standards and in accordance with best practice.</li> <li>3. All internal floor finishes align, typical.</li> <li>4. Comply in all respects to development application conditions of consent by wollahra council.</li> <li>5. Comply in all respects to structural engineers documentation and instructions.</li> <li>6. Comply in all respects to Basix requirements.</li> </ol>





01  
A13  
Skylight Detail  
SCALE 1:5

LEGEND

MA-01	Oak Timber Flooring
MA-02	Di Lorenzo Ivory Soft Tile
MA-04	Tile Cloud Avalon Gloss Green
MA-05	Grigio Camico Marble
MA-06	Brushed SS Kickplate
MA-07	Melamine "Empire Oak" (Woodmatt)
MA-08	Laminex "Burnished Wood" (Natural Finish)
MA-09	Melamine "BlossomWhite"(Matte)
MA-10	Laminex "Ghost Gum" (Flint)
MA-11	Solid Tasmanian Oak Treads
MA-12	Solid Tasmanian Hardwood
MA-13	Victorian Ash Timber Rail
MA-14	Laminate Stone Grey Matt
MA-15	Newage Environ Veneer Italian Birch
MA-16	Dulux "White Polar Quarter"

ABBREVIATIONS

TOW	Top of wall
FFL	Finish floor level
FCL	Finish ceiling level
FSL	Finish slab level
AB	Item Mounted Above
UB	Item Mounted Below
DW	Dishwasher
BCT	Bench top
SB	Splash back
CT	Cook top
P	Pantry
S	Sink
TO	Toilet
TR	Towel Rail
TRH	Toilet Roll Holder
BS	Basin
T	Tap
BT	Bath Tub
O	Oven
SD	Sliding Door
FP	Fixed Pannel
TD	Timber Decking
FW	Floor Waste
SK	Skylight
ADJ	Adjustable
DWR	Drawer
JO1	Joinery #
GD	Grate Drain

SYMBOLS

	Existing structure
	New Structure
	Earth
	Timber
	MDF
	Brick
	Plasterboard
	Insulation
	Window #
	Door #
	Boundary line
	Hidden or below objects
	Demolition Line
	Lighting
	Quintessence Round Recessed Luminaires
	Stairpoint Recessed Luminaires
	Observatory Lighting Classicon Selene Pendant
	Cafe Lighting Chillii Metal Pendant
	Tom Dixon Round Copper Pendant
	GPO

ISSUED BY: BILLY BLUE COLLAGE OF DESIGN Ultimo Campus: 46 - 52 Mountain St, Ultimo NSW, 2007 PHONE: 02 9251 0029	TRUE NORTH 
--	----------------

REV A	DATE 15.08.2018	DRAWN BY VS
ISSUE: /A	DRAWING TITLE	DRAWING SCALE 1:50 @ A0

PADDINGTON HOUSE 166 PADDING ST PADDINGTON	PROJECT IDR207A Assessment Brief 2 PROJECT NO. 15.002	DRAWING NO A07
---	---	-------------------

CONSTRUCTION ISSUE

NOTE:  
Do not scale this drawing : This drawing shows design intent only.  
All dimensions to be checked on site prior to construction or production, construction details to be confirmed by contractor / manufacturer, figure dimensions are to be taken in preference to the scale drawing, all discrepancies and commissions on site must be reported to designer for their comments or approval prior to commencing work , all electrical lighting HVAC and plumbing issues to be referred to engineers drawing prior to commencement of works; the designs are subject to approval by statutory authorities and any necessary alterations should be made to comply; this document including electronic format, must not be used, reproduced or copied wholly or in part without a prior permission of designer.

BASIX NOTES	GENERAL NOTES
Comply in all respects to Basix certificate A117344 requirements including but not limited to: A. A minimum of 40% of new lights to be fluorescent, compact fluorescent or LED. B. All new bathrooms fixtures to have a minimum of 3 star water rating. C. All new construction to comply with minimum additional insulation as outlined in Basix certificate A117344. D. All new doors, windows and glazing to comply with minimum standards as outlined in Basix certificate A117344.	1. Refer code index and schedules for codes description and specifications. 2. All works to comply with BCA and Australian standards and in accordance with best practice. 3. All internal floor finishes align, typical. 4. Comply in all respects to development application conditions of consent by woollahra council. 5. Comply in all respects to structural engineers documentation and instructions. 6. Comply in all respects to Basix requirements.